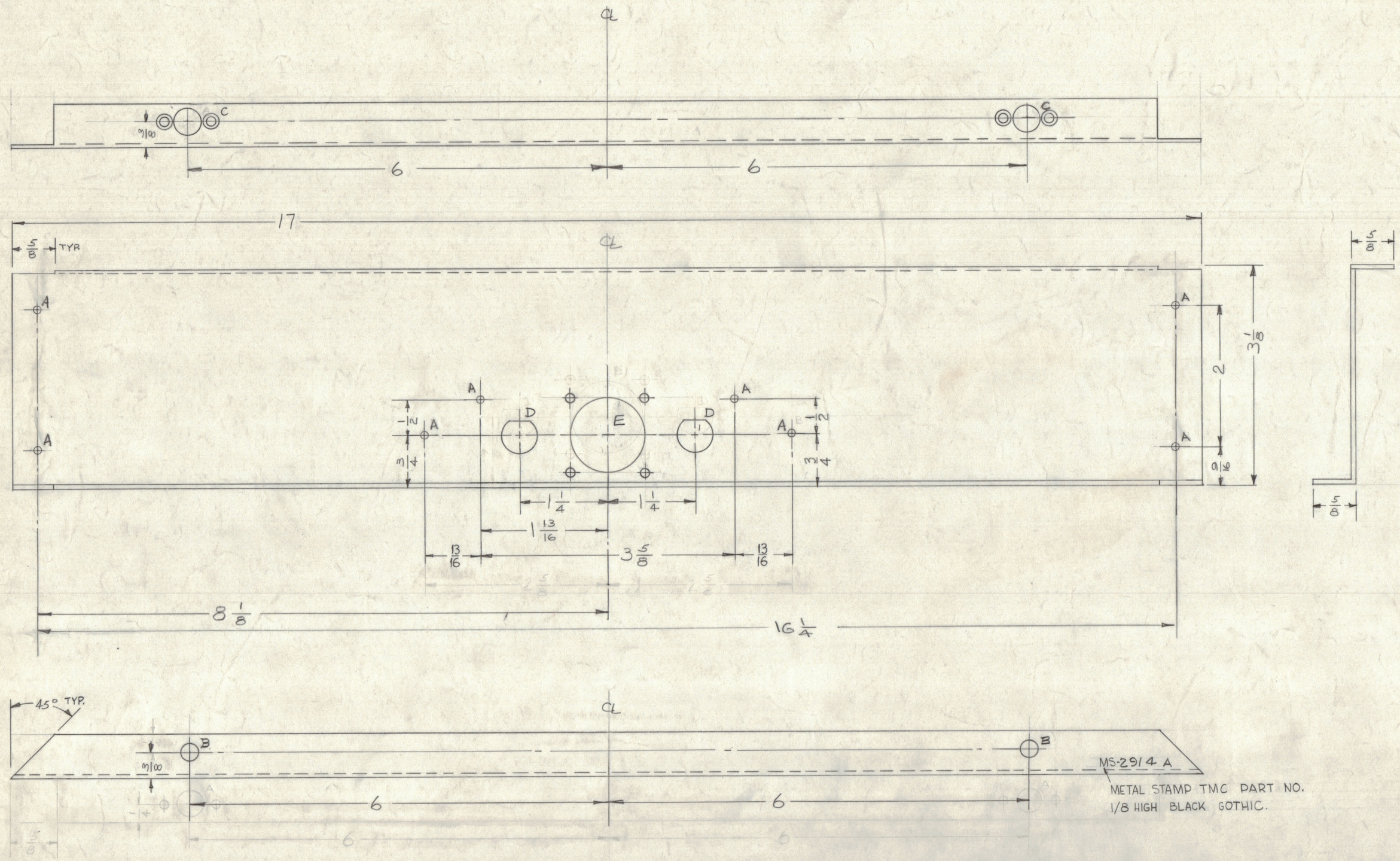

LEGEND		
HOLE	DESCRIPTION	REQ.
A	5/32 DIA.	8
B	1/4 DIA	2
C	SEE DETAIL	2
D	SEE DETAIL	2
E	SEE DETAIL	1

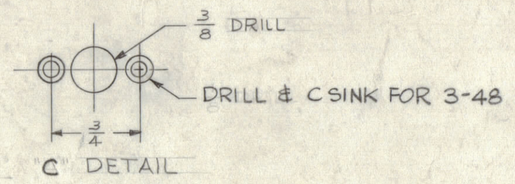

C DETAIL

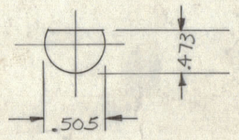

D-DETAIL

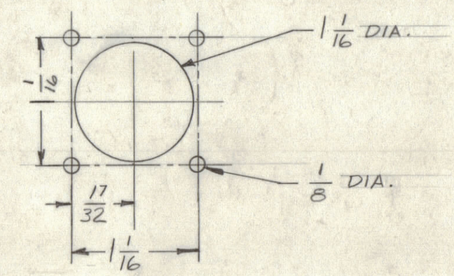

E-DETAIL

USE MATERIAL THICKNESS FOR MAX. RADIUS ON ALL BENDS UNLESS OTHERWISE SPECIFIED

MS-2914 A

REF: LD-1065

UNLESS OTHERWISE SPECIFIED
DIMENSIONS ARE IN INCHES AND INCLUDE CHEMICALLY APPLIED OR PLATED FINISHES
DECIMALS .X ± .05 .XX ± .01 .XXX ± .005 — TOLERANCES — FRACTIONS ± 1/64 ANGLES ± 0° 30'
CUT HERE GUARANTEED 2-64

SYM	ZONE	DESCRIPTION	DATE	CH. NO.	DRAFTS	CHECKER	ENG. APP.
3	E3	CORRECTED "C" DETAIL, A HOLE NO. 0.30 DIA.					
2	E3	ADDED NOTE TO DRILL & C SINK FOR 3-48					
A	E8	HOLES, D & E RELOCATED TO SCALE	2-3-65	9114			

UNLESS OTHERWISE SPECIFIED:
DIMENSIONS ARE IN INCHES
TOLERANCES ON
FRACTIONS ± 1/64 DECIMALS ± .005 ANGLES ± 1/2°

SCALE DO NOT SCALE

MAXIMUM ALLOWABLE TOLERANCES HAVE BEEN DETERMINED AND ANY DEVIATIONS WILL BE CAUSE FOR REJECTION.
REMOVE ALL BURRS & SHARP EDGES

REQ. PER UNIT	MODEL	SECTION	ASS'Y. NO.	DATE
1	HNF-1			7-26-62

USED ON

REQ.	ITEM	PART NO.	DESCRIPTION	SYMBOL
		.064	M. GELLMAN	

STOCK SIZE: .064 ALUMINUM
MATERIAL: 5052-H32
TYPE & TEMPER: S-404 YELLOW IRIDITE
HEAT TREAT. SPEC.
FINISH & SPEC. NO.

THE TECHNICAL MATERIEL CORP.
MAMARONECK, NEW YORK
PANEL, REAR

DRAWN: [signature] CHECKED: [signature] FINAL APPROVAL: [signature]
ELEC. DES. APP. MECH. DES. APP.
SHEET MS-2914 OF A

TMC FORM NO. 111
DEFIANCE NO. 1020 96992