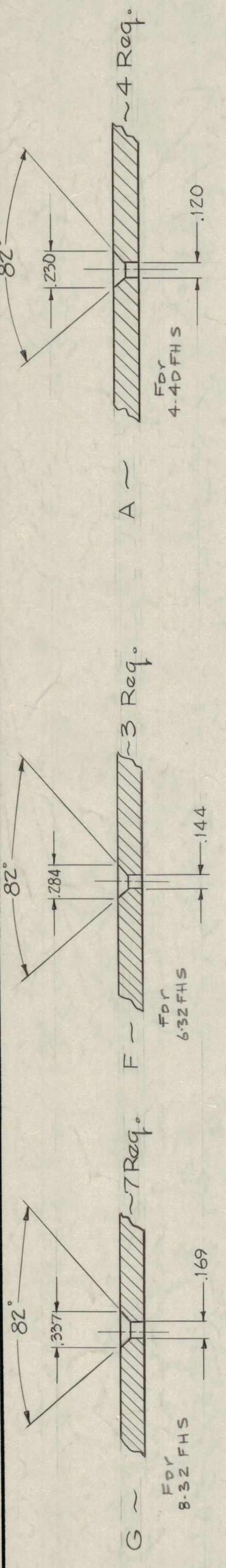
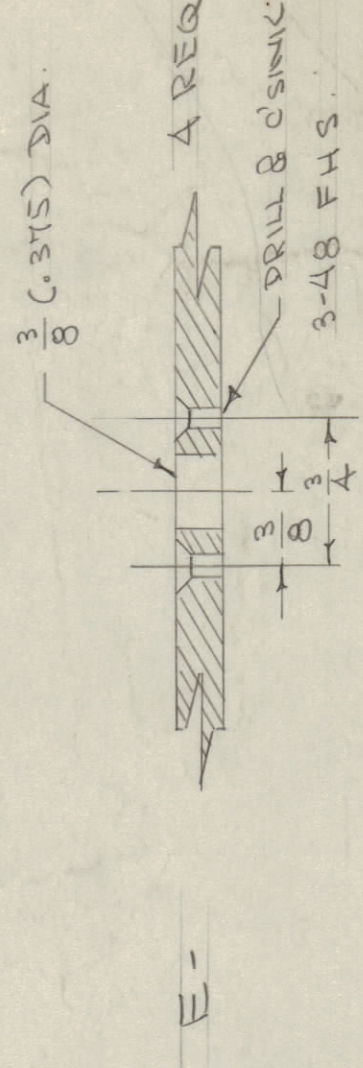


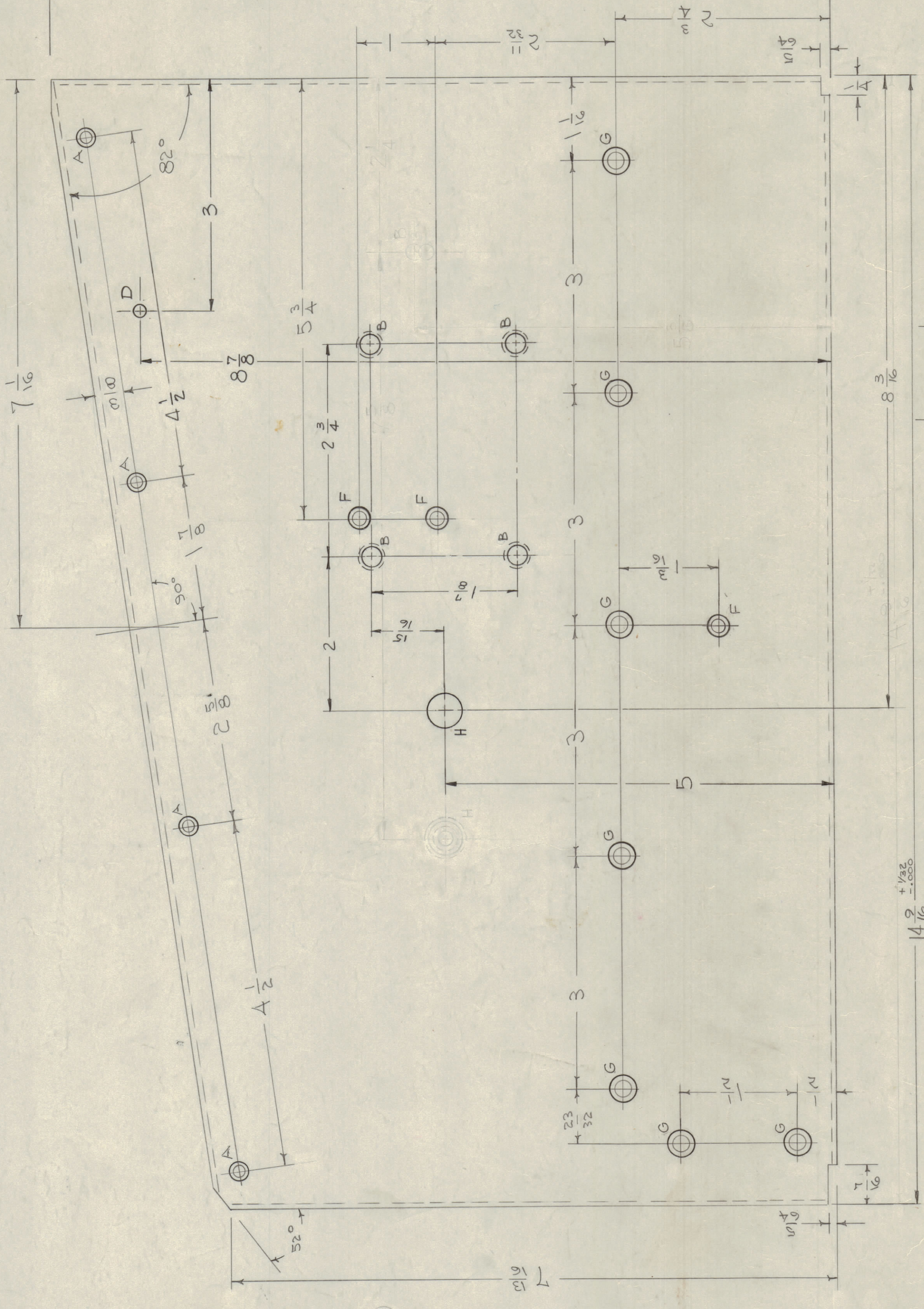
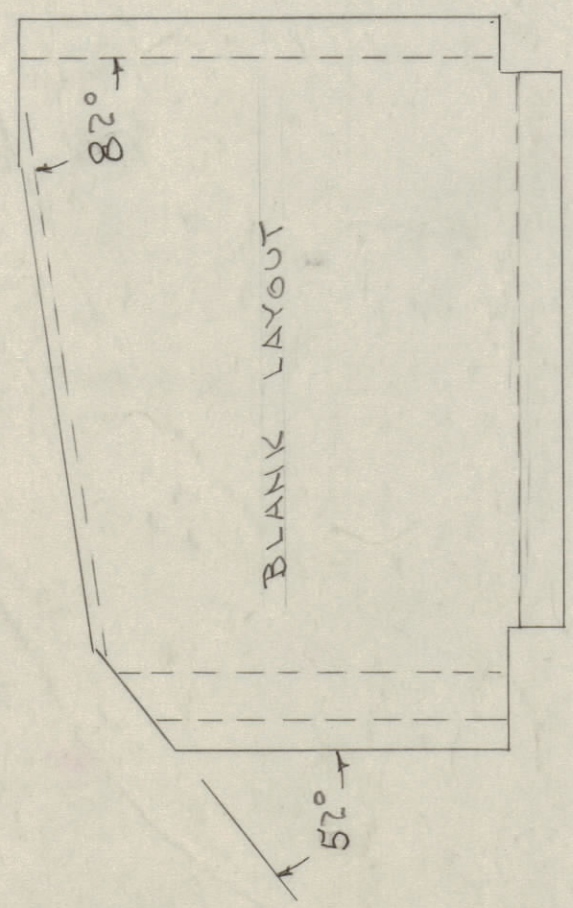
IF IT IS FOUND DESIRABLE TO CHANGE ANY TOLERANCE OR DIMENSION ON THIS DRAWING NOTIFY THE PURCHASER PROMPTLY. MAXIMUM ALLOWABLE TOLERANCES HAVE BEEN DETERMINED AND DEVIATIONS WILL BE CAUSE FOR REJECTION. REMOVE ALL BURRS AND SHARP EDGES.



- B-.224-.221 DIA - 4 REQ.
- C-.174(.250) DIA - 5 REQ.
- D-.176(.171) DIA - 1 REQ.



H-.716 DIA. (A13) DIA. 1 REQ.



REQ. ITEM	PART NO.	DESCRIPTION	SYMBOL
4	100A	1 NT-129-632-4 NUT, ROUND, SWAGE TYPE	B
MATERIAL WEIGHT PER PC			
ALUMINUM 5052 - H32			
TYPE & TEMPER			
500 53116			
DRAWN			
ELEC. DES. APP.			
MECH. DES. APP.			
CHECKED			
HEAT TREAT SPEC.			
5-404 1R1DITE			
FINISH & SPEC. NO.			
MS-207 H			

NOTE: SUPERSEDES MS-207-1

REQ. ITEM	PROJECT NO.	MODEL	DATE
1	A-681		5-31-56
USED ON			
MS-207-H			

ISSUE ITEM	CHANGED FROM	DATE	EN. NO.	DRAPTS	CHECKER	ENG. APP.
1	142	1/23	1000			
2	142	1/23	1000			
3	142	1/23	1000			
4	142	1/23	1000			
5	142	1/23	1000			
6	142	1/23	1000			
7	142	1/23	1000			
8	142	1/23	1000			
9	142	1/23	1000			
10	142	1/23	1000			

REC. DIM. ±	SCALE:
FAC. DIM. ± 1/64	DRILL PUNCH, COMMERCIAL STOCK
ANGULAR DIM. ±	SIZES AND MANUFACTURERS
	TOLERANCES ARE NOT INCLUDED.