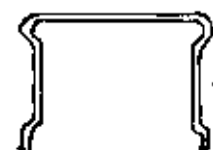
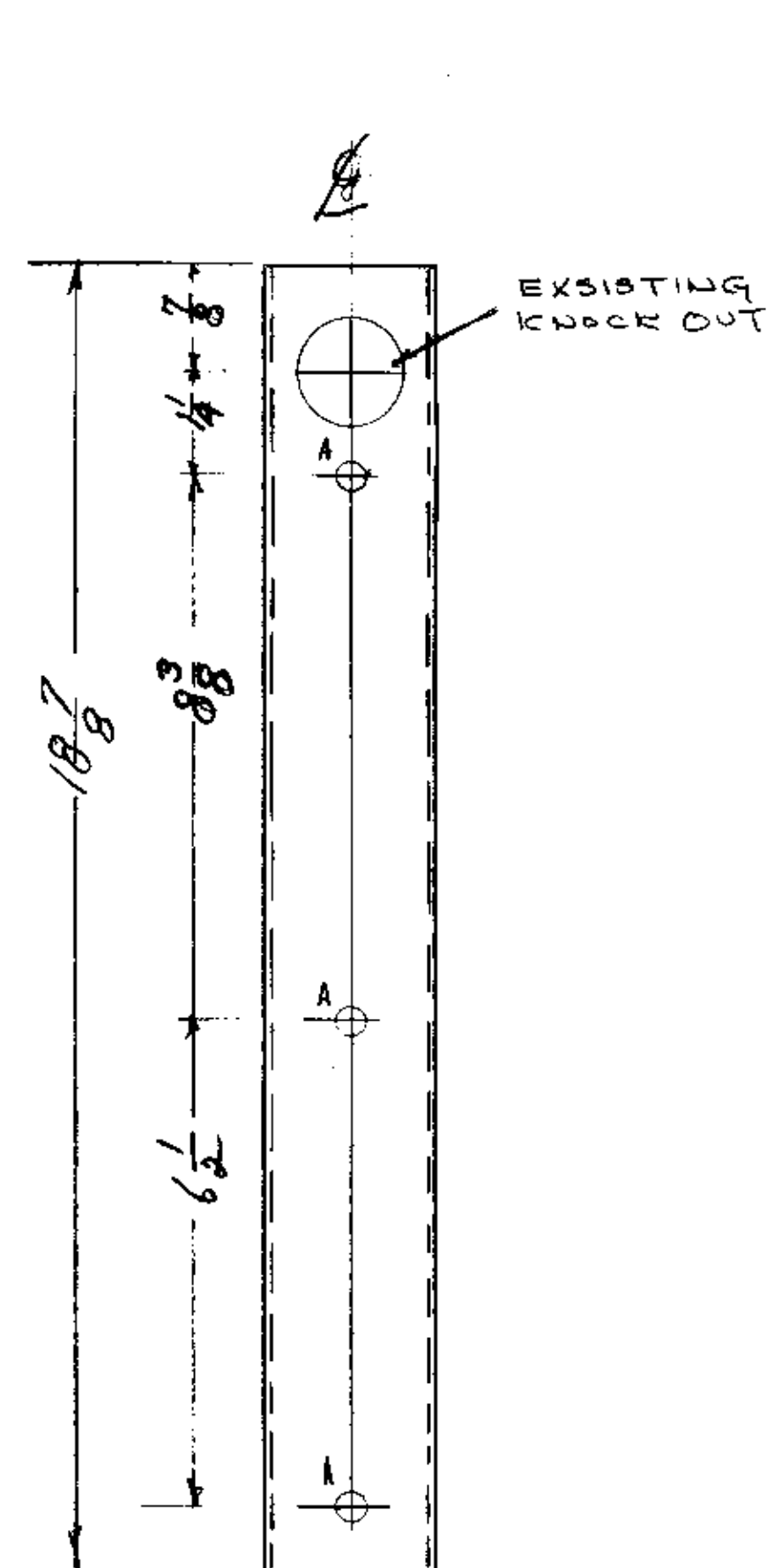
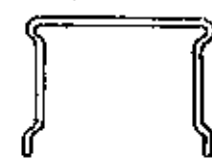
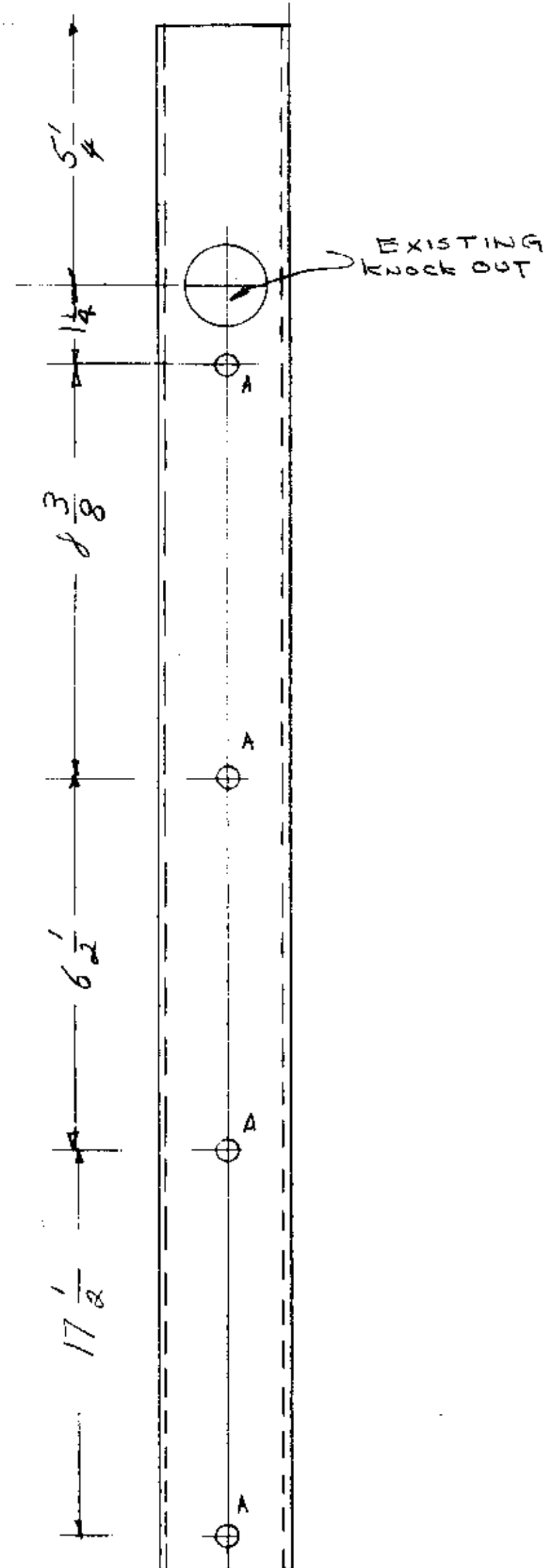


IF IT IS FOUND DESIRABLE TO CHANGE ANY TOLERANCE OR OTHER DETAIL SPECIFIED ON THIS DRAWING NOTIFY THE PURCHASER PROMPTLY.

MAXIMUM ALLOWABLE TOLERANCES HAVE BEEN DETERMINED AND DEVIATIONS WILL BE CAUSE FOR REJECTION. REMOVE ALL BURRS AND SHARP EDGES.



MS-1595-1



MS-1595-2

$A = \frac{13}{64} D$ AS REQ.

MS-1595

NOTICE TO PERSONS RECEIVING THIS DRAWING

THE TECHNICAL MATERIEL CORPORATION claims proprietary right in the material disclosed hereon. This drawing is issued in confidence for engineering information only and may not be reproduced or used to manufacture anything shown hereon without permission from THE TECHNICAL MATERIEL CORPORATION to the user. This drawing is loaned for mutual assistance and is subject to recall at any time.

Property of:

THE TECHNICAL MATERIEL CORPORATION
MAMARONECK, NEW YORK

REF: PO-160

REQ. ITEM	PART NO.	DESCRIPTION	SYMBOL
	PO-160	THE TECHNICAL MATERIEL CORP. MAMARONECK, NEW YORK	
	STOCK SIZE	AC STRIP CONNECTOR	
	MATERIAL	MODIFIED PO-160	
	WEIGHT PER FC.		
	TYPE & TEMPER	aluminum	
	HEAT TREAT. SPEC.		
	FINISH & SPEC. NO.		MS-1595

ISSUE	ITEM	CHANGED FROM	DATE	CH. NO.	DRAFTS	CHECKER	ENG. APP.

TOLERANCES	SCALE:
ALL DEC. DIM. \pm	DRILL PUNCH COMMERCIAL STOCK
OTHERS FRAC. DIM. \pm	SIZES AND MANUFACTURERS
ANGULAR DIM. \pm	TOLERANCES ARE NOT INCLUDED.

REQ. PER UNIT	MODEL	PROJECT NO.	ASSY. NO.	DATE
1 EACH	GPT-10K	AUX. FRAME		2-19-55