IF IT IS FOUND DESIRABLE TO CHANGE ANY TOLERANCE OR OTHER DETAIL SPECIFIED ON THIS DRAWING NOTIFY THE PURCHASER PROMPTLY.

MAXIMUM ALLOWABLE TOLERANCES HAVE BEEN DETERMINED AND DEVIATIONS WILL BE CAUSE FOR REJECTION. REMOVE ALL BURRS AND SHARP EDGES.

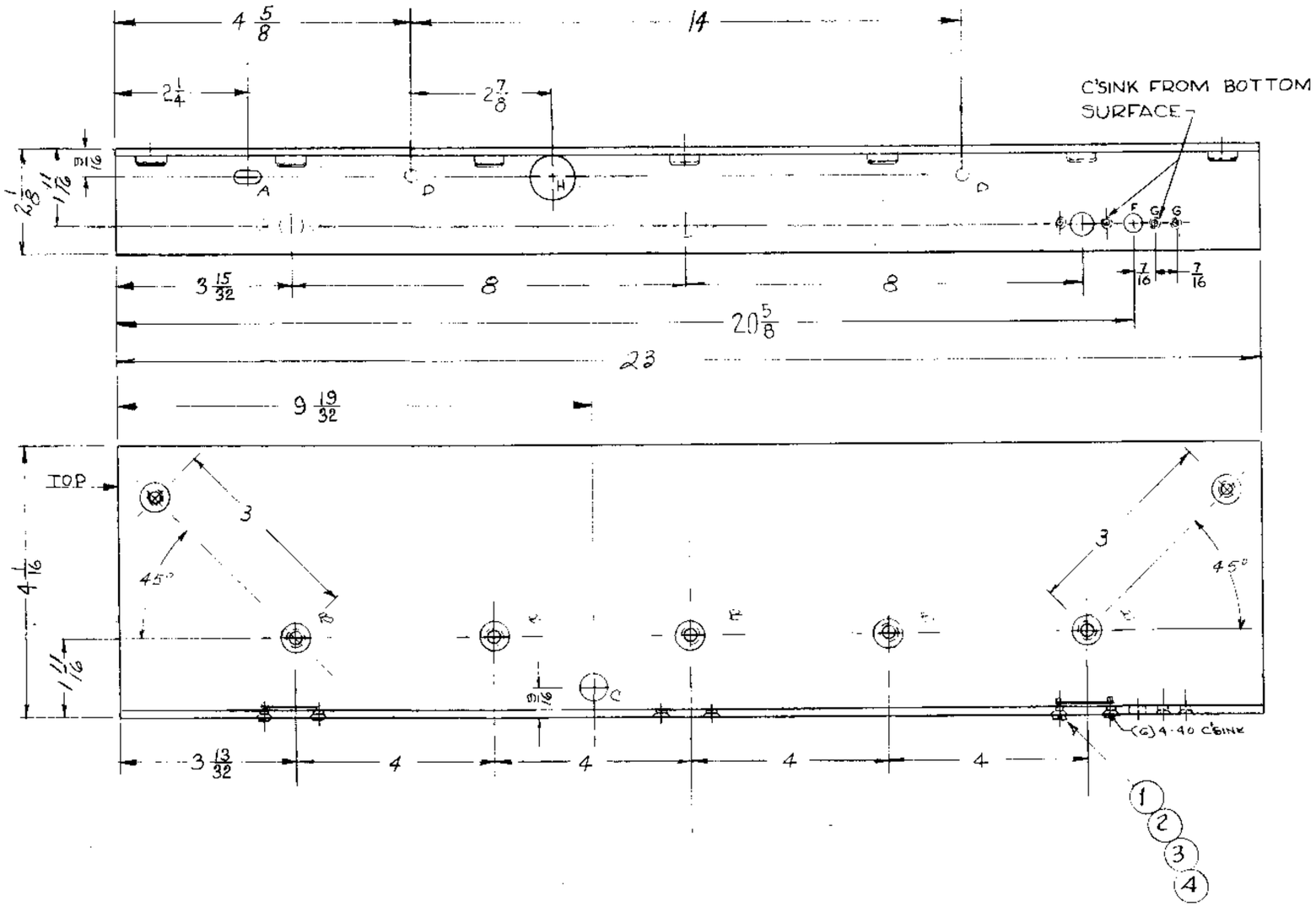

HOLE LEGEND

A - 13/64 x 13/32 SLOT — 1 REQ.

B .221 - .224 DIA. FOR NT-129-8 32 6 — 7 REQ.

C - 1/2 (.500) DIA. HOLE — 1 REQ.

D - RIVET HOLE PER REQ — 2 REQ

E - 3 - REQ.

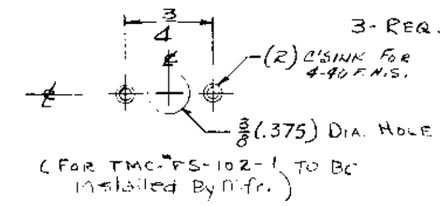

F ~ .375 DIA. — 1 REQ

G ~ C'SINK FOR 6-32 F.H.S — 2 REQ

H ~ 7/8 DIA. — 1 REQ

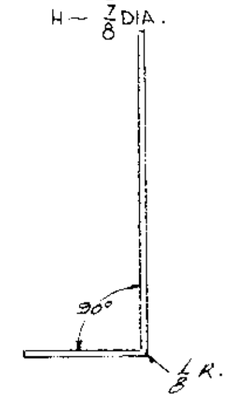

MS-1590 L

ISSUE	ITEM	CHANGED FROM	DATE	CH. NO.	DRAFTS	CHECKER	ENG. APP.
L	1	1H HOLE ADDED	1-20-62	6259	SRG	[illegible]	[illegible]
K	1	①"F", ②"G" HOLES ADDED	12-27-60	3809	RU	[illegible]	[illegible]
J	1	Buildup added	9-15-60	2989	DJM		[illegible]
H	1	DIM. 4 1/16 WAS 5 1/2	4-12-60	2126	MF	[illegible]	[illegible]
G	1	REDIM. FOR EASE OF MFGR.	2-29-60	1881	MF		[illegible]
F	2	MTG. HOLES REVISED	1/11/60	1743	W.F.	[illegible]	[illegible]
	1	23 WAS 23 1/8					
E		23 1/8 WAS 23	9/10/59	1281	Phd.	[illegible]	[illegible]
D		QUAN. "B" WAS 12 ADDED "E" DRILLING - "E" WAS "B" .081 METAL THICKNESS WAS 1/8	7/1/59				[illegible]
C		"D" HOLES WERE "A"					[illegible]
B	1	DELETED 5 1/4 CUTOUT ADD "C"	2/2/59	—	[illegible]	[illegible]	[illegible]
	2	"A" WAS (2) 13/64 HOLES					
	3	"B" WAS C'SINK FOR SH-107-832					
A	2	ADDED 5 1/4 CUTOUT	2/25/59		[illegible]	[illegible]	[illegible]
	1	DELETED (1) A-HOLE					

TOLERANCES — SCALE: [illegible]

ALL SHOWN — DEC. DIM. ± — FRAC. DIM. ± 1/64 — ANGULAR DIM. ±

DRILL, PUNCH, COMMERCIAL STOCK SIZES AND MANUFACTURERS TOLERANCES ARE NOT INCLUDED.

NOTICE TO PERSONS RECEIVING THIS DRAWING

THE TECHNICAL MATERIEL CORPORATION claims proprietary right in the material disclosed hereon. This drawing is issued in confidence for reference and information only and may not be reproduced or used to manufacture anything shown herein without permission from THE TECHNICAL MATERIEL CORPORATION to the user. This drawing is loaned for mutual assistance and is subject to recall at any time.

Property of:

THE TECHNICAL MATERIEL CORPORATION
MAMARONECK, NEW YORK

UNLESS OTHERWISE SPECIFIED DIMENSIONS ARE IN INCHES AND INCLUDE CHEMICALLY APPLIED OR PLATED FINISHES

DECIMALS .X ± .05 .XX ± .01 .XXX ± .005 — TOLERANCES — FRACTIONS ± 1/64 ANGLES ± 0° 30'

CUT HERE GUARANTEED 2-46

REQ. PER UNIT	MODEL	PROJECT NO.	ASSY. NO.	DATE
1	GPT-10KV	AX-137		2-14-59

USED ON

REQ.	ITEM	PART NO.	DESCRIPTION	SYMBOL
6	4	NTH0348BN6	NUT, HEX	
6	3	LWS03MRN	LOCKWASHER, SPLIT	
6	2	SCFS0348BN8	SCREW, MACHINE	
3	1	FS-102-1	"S" CLIP	

STOCK SIZE: .081 THICK

MATERIAL: ALUMINUM — WEIGHT PER PC.

TYPE & TEMPER: 5052-H32

HEAT TREAT. SPEC.

FINISH & SPEC. NO.: S404 IRIDITE

THE TECHNICAL MATERIEL CORP.
MAMARONECK, NEW YORK

BRACKET SHIELD REAR ANGLE

RT SIDE

DRAWN — ELEC. DES. APP. — MECH. DES. APP.

CHECKED — FINAL APPROVAL

MS-1590 L

TRIANGLE LITHOPRINT CO., INC.