IF IT IS FOUND DESIRABLE TO CHANGE ANY TOLERANCE OR OTHER DETAIL SPECIFIED ON THIS DRAWING NOTIFY THE PURCHASER PROMPTLY.

MAXIMUM ALLOWABLE TOLERANCES HAVE BEEN DETERMINED AND DEVIATIONS WILL BE CAUSE FOR REJECTION. REMOVE ALL BURRS AND SHARP EDGES.

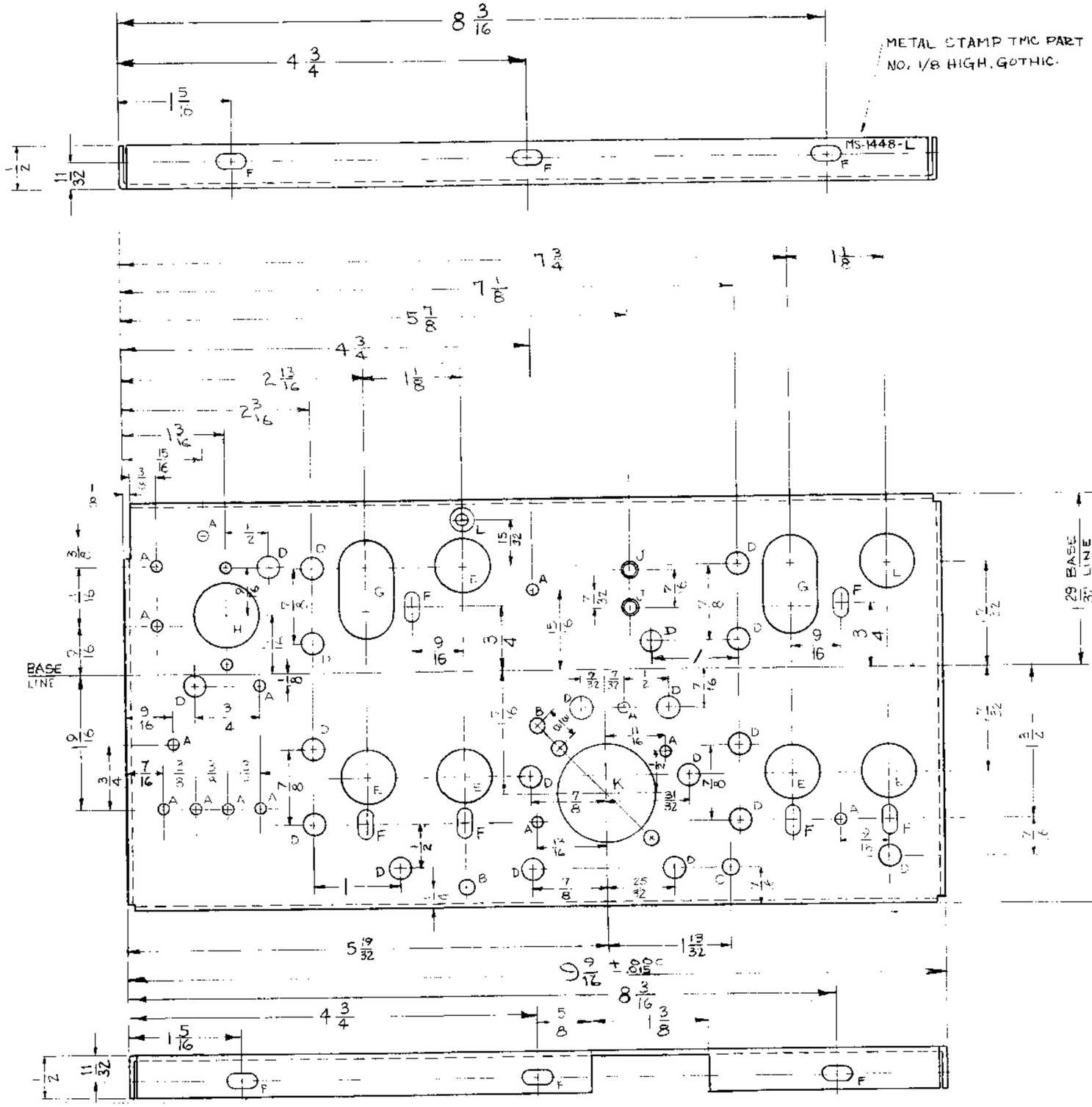

HOLE LEGEND

A – 1/8 (.125) DIA.	13 HOLES REQ'D.
B – 11/64 (.171) DIA.	2 " "
C – 3/16 (.187) DIA.	1 HOLE REQ'D
D – 1/4 (.250) DIA.	19 HOLES REQ'D
E – 5/8 (.625) DIA.	6 " "
F – 11/64 X 11/32 SLOTS	16 SLOTS REQ'D

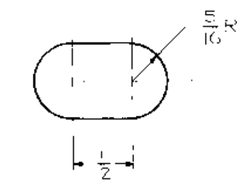

G DETAIL – 2 REQ'D

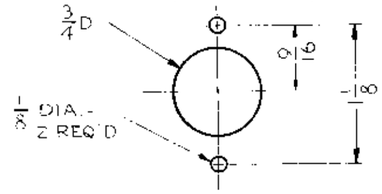

H DETAIL – 1 REQ'D

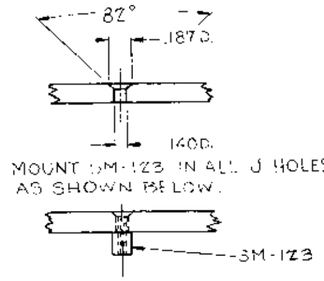

J DETAIL – 2 REQ'D.

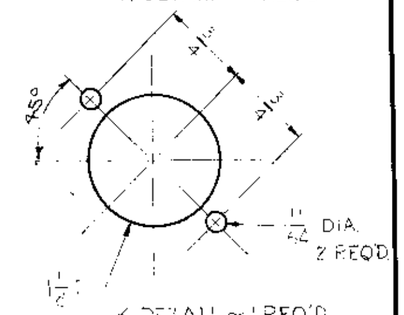

K DETAIL – 1 REQ'D.

L – DR. & C'SINK FOR 6-32 F.H.S. 1 REQ.
*(C'SINK AFTER FORMING)

MS-1448 L

LD-1143(4) For RFC-1
Ref. TMC DWG NO. LD-490(4) For RFB-1, RFD-1, RFD-1A

REQ.	ITEM	PART NO.	DESCRIPTION	SYMBOL
.054			THE TECHNICAL MATERIEL CORP. MAMARONECK, NEW YORK	
STOCK SIZE				
ALUMINUM			CHASSIS, DRIVER	
MATERIAL	WEIGHT PER PC.			
5052 – H-32			JOHN C. BIELE	
TYPE & TEMPER			DRAWN / ELEC. DES. APP. / MECH. DES. APP.	
			CHECKED / FINAL APPROVAL	
HEAT TREAT. SPEC.				
S404 IRIDITE			MS-1448 L	
FINISH & SPEC. NO.				

ISSUE	ITEM	CHANGED FROM	DATE	CH. NO.	DRAFTS	CHECKER	ENG. APP.
L	1	C'SK NOTE ADDED TO "L" HOLE	3/31/64	1143	A.M.		
K	2	(4) "D" & (3) "A" HOLES RELOCATED	5-10-63	7983			
	1	(1) "B" & (1) "K" DETAIL RELOCATED					

TOLERANCES

ALL OTHERS	DEC. DIM. ±
	FRAC. DIM. ± 1/64
	ANGULAR DIM. ±

SCALE:

DRILL, PUNCH, COMMERCIAL STOCK SIZES AND MANUFACTURERS TOLERANCES ARE NOT INCLUDED.

UNLESS OTHERWISE SPECIFIED DIMENSIONS ARE IN INCHES AND INCLUDE CHEMICALLY APPLIED OR PLATED FINISHES

DECIMALS .X ± .05, .XX ± .01, .XXX ± .005 — TOLERANCES — FRACTIONS ± 1/64, ANGLES ± 0° 30'

CUT HERE GUARANTEED 2.00

REQ. PER UNIT	MODEL	PROJECT NO.	ASSY. NO.	DATE
1	RFC-1			2-6-61
1	RFD-1, 1A	PAL-1K, 1KA		6-23-59
1	RFB-1	GPT-10K		12-17-58

USED ON

FORM-110