

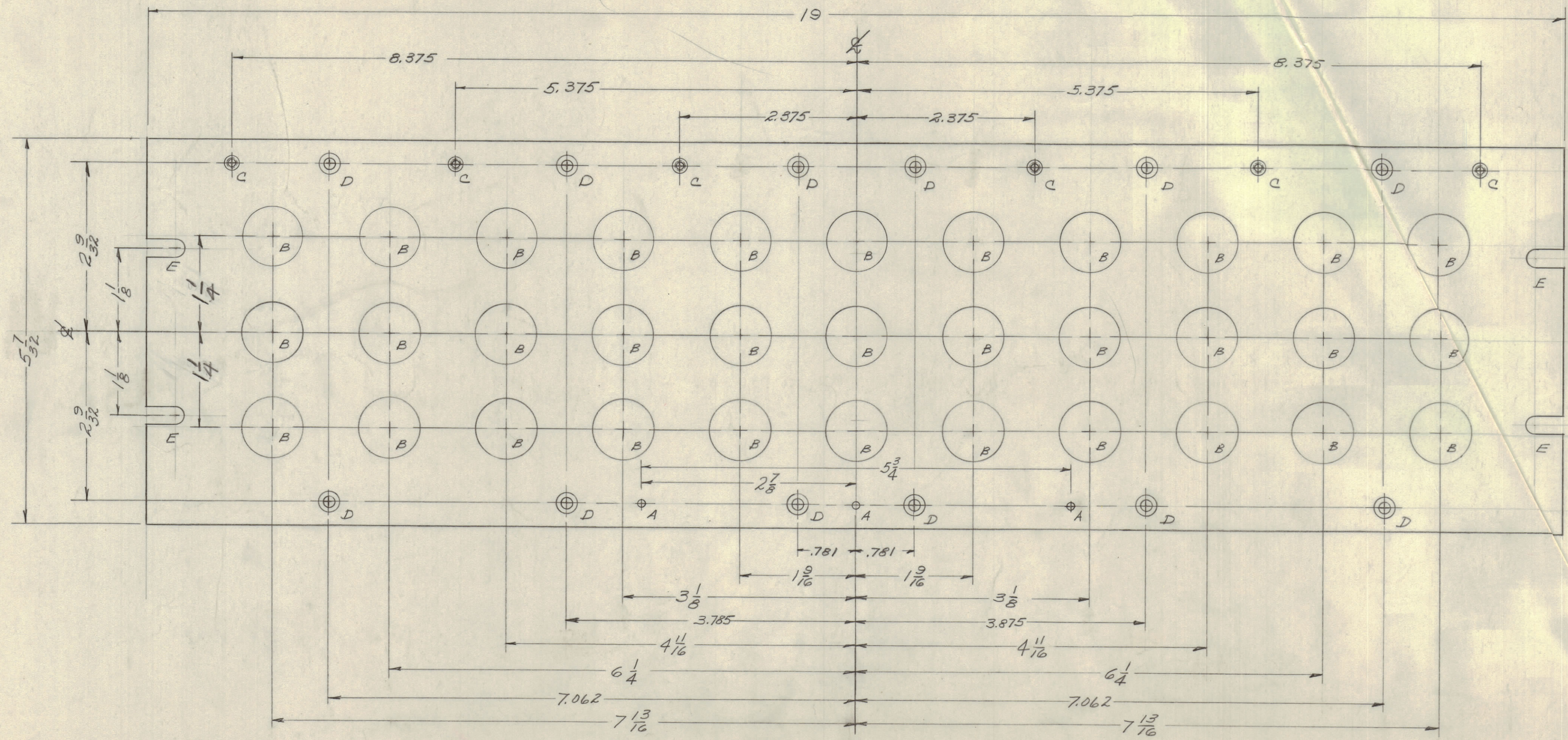
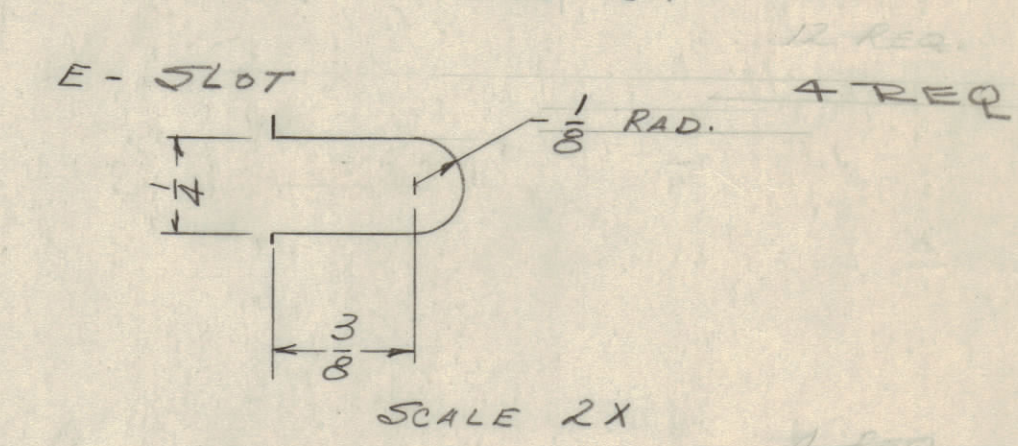
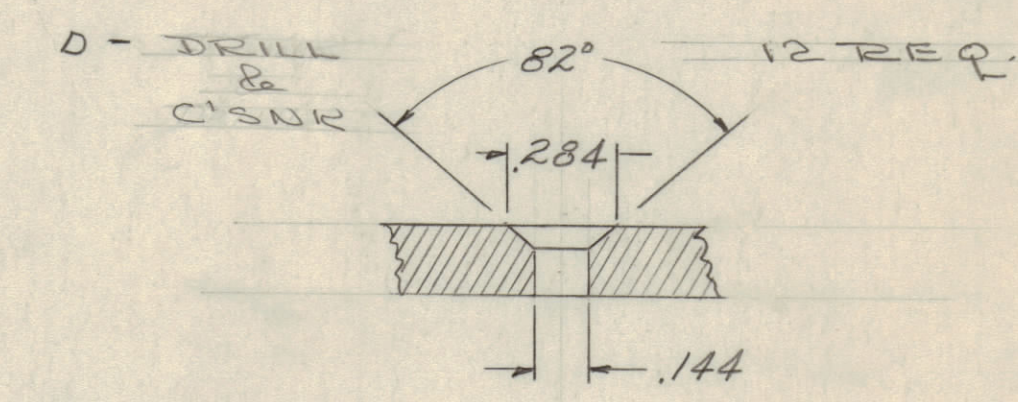
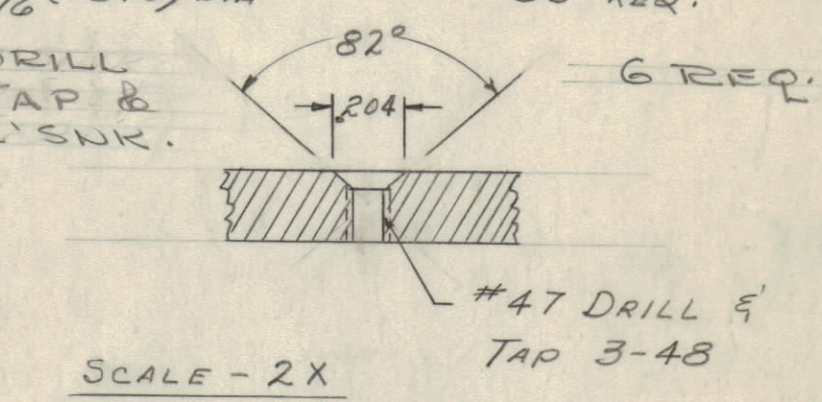
IF IT IS FOUND DESIRABLE TO CHANGE ANY TOLERANCE OR OTHER DETAIL SPECIFIED ON THIS DRAWING NOTIFY THE PURCHASER PROMPTLY.
 MAXIMUM ALLOWABLE TOLERANCES HAVE BEEN DETERMINED AND DEVIATIONS WILL BE CAUSE FOR REJECTION.
 REMOVE ALL BURRS AND SHARP EDGES

NOTICE TO PERSONS RECEIVING THIS DRAWING

THE TECHNICAL MATERIEL CORPORATION claims proprietary right in the material disclosed hereon. This drawing is issued in confidence for engineering information only and may not be reproduced or used to manufacture anything shown hereon without permission from THE TECHNICAL MATERIEL CORPORATION to the user. This drawing is loaned for mutual assistance and is subject to recall at any time.

Property of:
 THE TECHNICAL MATERIEL CORPORATION
 MAMARONECK, NEW YORK

HOLE LEGEND
 A - #47 (.0785) DRILL 3 REQ.
 B - $\frac{13}{16}$ (.813) DIA 33 REQ.
 C - DRILL TAP & C'SNK. 6 REQ.



NOTES:
 MACHINING
 1. LATERAL BOW OF PANEL MUST BE KEPT TO .031 TOLERANCE.
 2. MILL ALL EDGES.
 3. HOLES MUST BE DRILLED.
 4. PANEL MUST BE FREE OF ALL MACHINING MARKS, GOUGES AND SCRATCHES.
 IF NECESSARY, SAND FRONT OF PANEL WITH No. 120 GRIT SANDPAPER.

FINISH:
 S404 YELLOW IRIDITE
 S114 ZINC CHROMATE PRIMER
 S115 TMC SMOOTH GRAY ENAMEL } FRONT & EDGES ONLY.
 OR PRIME & PAINT TO CUST. SPEC.

ISSUE	ITEM	CHANGED FROM	DATE	CN. NO.	DRAFTS	CHECKER	ENG. APP.
A	1	S-404 VEL. IRIDITE WAS 3-101 CAUSTIC DIP	12/29/57	1001	AB		EMN
TOLERANCES		SCALE: FULL SIZE					
ALL OTHERS	DEC. DIM. ± .005	DRILL, PUNCH, COMMERCIAL STOCK SIZES AND MANUFACTURERS TOLERANCES ARE NOT INCLUDED.					
	FRAC. DIM. ± 1/64						
	ANGULAR DIM. ± 0.5°						

REQ. PER UNIT	1	MODEL	BJP-1	PROJECT NO.		ASSY. NO.		DATE	10-27-58
USED ON									
HEAT TREAT. SPEC. SEE NOTE									
FINISH & SPEC. NO. M5-1315 A									

MS-1315 A