

IF IT IS FOUND DESIRABLE TO CHANGE ANY TOLERANCE OR OTHER DETAIL SPECIFIED ON THIS DRAWING NOTIFY THE PURCHASER PROMPTLY.

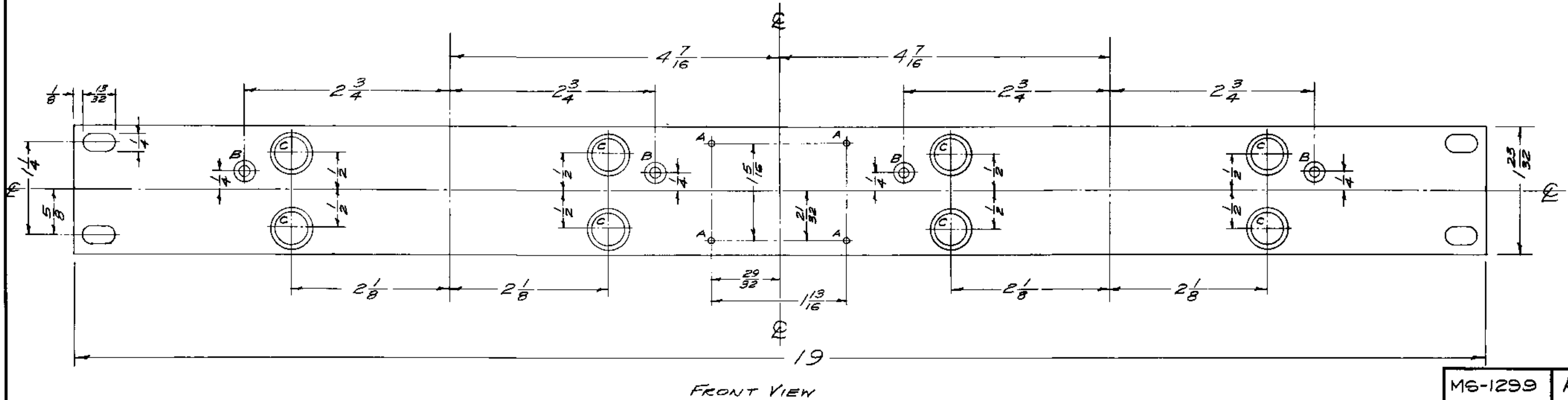
MAXIMUM ALLOWABLE TOLERANCES HAVE BEEN DETERMINED AND DEVIATIONS WILL BE CAUSE FOR REJECTION. REMOVE ALL BURRS AND SHARP EDGES

NOTICE TO PERSONS RECEIVING THIS DRAWING

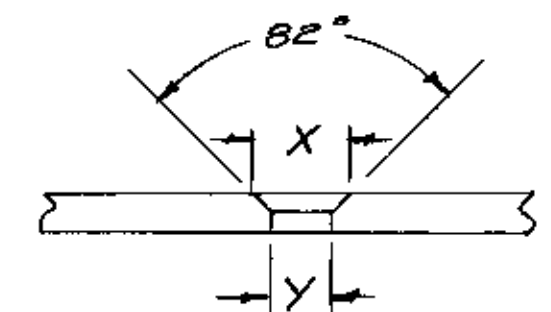
THE TECHNICAL MATERIEL CORPORATION claims proprietary right in the material disclosed hereon. This drawing is issued in confidence for engineering information only and may not be reproduced or used to manufacture anything shown hereon without permission from THE TECHNICAL MATERIEL CORPORATION to the user. This drawing is loaned for mutual assistance and is subject to recall at any time.

Property of:

THE TECHNICAL MATERIEL CORPORATION
MAMARONECK, NEW YORK




- A - No. 47 Dr. (.0785 D.) 4 Req.
- B - See Chart & Detail Below - 4 Req.
- C - See Chart & Detail Below - 8 Req.



FINISH NOTE:

- 5409 YEL - IRIDITE
- 5114 Zinc Chromate Primer } Front & Edges Only.
- 5115 Smooth Grey Enamel }

DETAIL	DIM. X	DIM. Y
B	.284 D. (#27 (.142 D.))	#6 FHS
C	.5625 D.	.4375 D.



A	1	5404 WAG S101	12/59	100	EMN
ISSUE ITEM	CHANGED FROM	DATE	CN. NO.	DRAFTS CHECKER	ENG. APP.
TOLERANCES		SCALE: FULL			
ALL OTHERS	DEC. DIM. ± FRAC. DIM. ±1/64 ANGULAR DIM. ±	DRILL, PUNCH, COMMERCIAL STOCK SIZES AND MANUFACTURERS TOLERANCES ARE NOT INCLUDED.			

1	PVC-2	PROJECT NO.	ASSY. NO.	DATE	7-29-58
REQ PER UNIT	MODEL	PROJECT NO.	ASSY. NO.	DATE	
USED ON					

Ref-(A) LD-439

REQ. ITEM	PART NO.	DESCRIPTION	SYMBOL
3/16 THK.		THE TECHNICAL MATERIEL CORP. MAMARONECK, NEW YORK	
ALUMINUM	ff	PANEL, FRONT	
MATERIAL	WEIGHT PER PC.	PVC-2	
2024-T3			
TYPE & TEMPER	67/29/58		
ff		DRAWN	ENG. DES. APP.
HEAT TREAT. SPEC.		CHECKED	FINAL APPROVAL
See Note			
FINISH & SPEC. NO.			MS-1299 A