IF IT IS FOUND DESIRABLE TO CHANGE ANY TOLERANCE OR OTHER DETAIL SPECIFIED ON THIS DRAWING NOTIFY THE PURCHASER PROMPTLY.

MAXIMUM ALLOWABLE TOLERANCES HAVE BEEN DETERMINED AND DEVIATIONS WILL BE CAUSE FOR REJECTION. REMOVE ALL BURRS AND SHARP EDGES

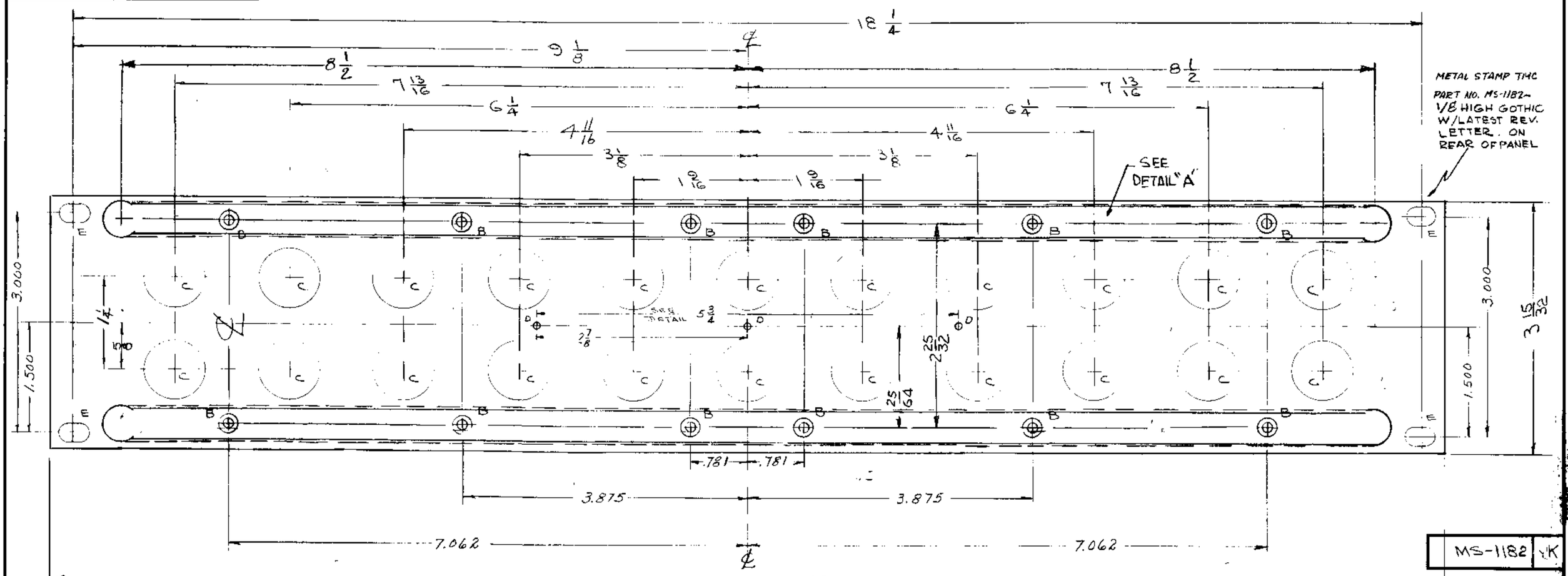

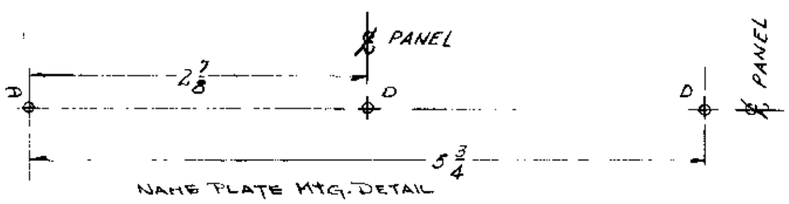

NAME PLATE MTG. DETAIL

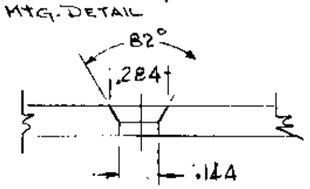

DETAIL "B"

HOLES

A-

B - DRILL & C'SHK FOR 6-32 12 REQ.

C - 13/16 DIA 22 REQ.

D - # 50 DRILL (.070) 3 REQ.

E - 1/4 x 29/64 SLOTS 4 REQ.

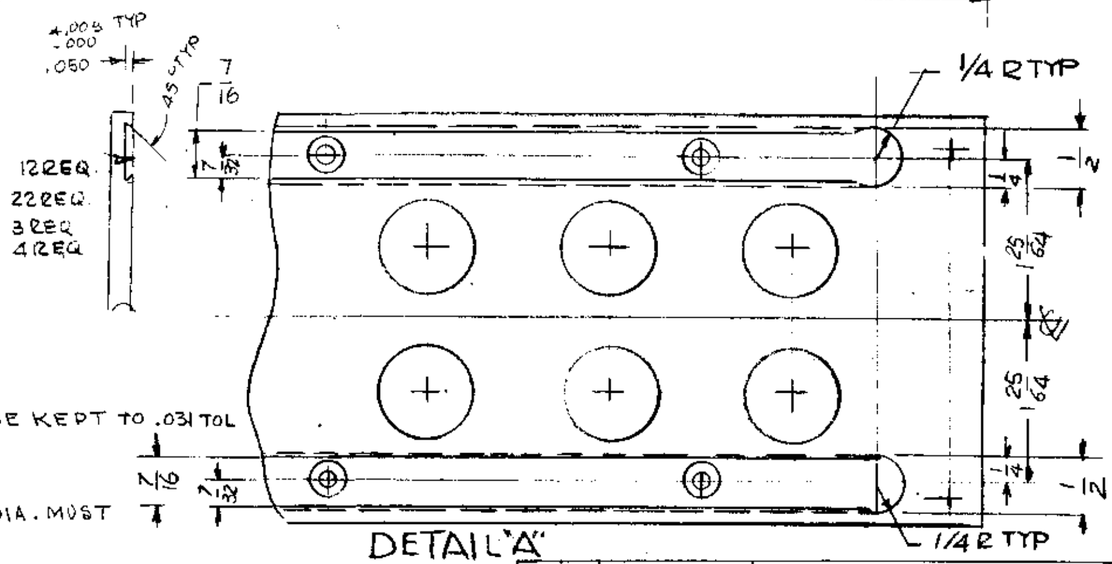

DETAIL "A"

NOTES:

1. LATERAL BOW OF PANEL MUST BE KEPT TO .031 TOL
2. HOLES MUST BE DRILLED
3. MILL ALL EDGES.
4. ALL THREADED HOLES & HOLE DIA. MUST BE HELD AFTER ETCHING
5. DELETED
6. ALL "A" HOLES TO BE HELD TO FRACTIONAL TOLERANCE AS SHOWN

FINISH -

S404 YEL-IRIDITE

S114 - ZINC CHROMATE PRIM

S115 - SMOOTH GRAY ENAMEL

REQ. PER UNIT	MODEL	PROJECT NO.	ASS'Y. NO.	DATE
1	SPP-5			12-7-62
	BJP-3			
1	BJP-2			
1	SPP-3		A-1562	12-19-57

USED ON

REQ.	ITEM	PART NO.	DESCRIPTION	SYMBOL
3/16			THE TECHNICAL MATERIEL CORP. MAMARONECK, NEW YORK	
STOCK SIZE			FRONT PANEL	
ALUMINUM				
MATERIAL	WEIGHT PER PC.			
2S-T3				
TYPE & TEMPER				
HEAT TREAT. SPEC.				
SEE NOTE				
FINISH & SPEC. NO.				

DRAWN 12/19/57 — ELEC. DES. APP. — MECH. DES. APP.

CHECKED 12/19/57 — FINAL APPROVAL

MS-1182 K

	ITEM	CHANGED FROM	DATE	CN. NO.	DRAFTS	CHECKER	ENG. APP.
K		DELETED 12 "A" HOLES (TAP 3-48) - ADDED GROOVE SEE DETAIL "A"	4-7-83	22075	GDL		
J		"B" HOLES RELOCATED	4-7-78	21629	GDL	[illegible]	[illegible]
H		DIMS. LOCATION HOLE & HOLE C "D" HOLE UPDATED	10-7-66	17011	GDL	[illegible]	[illegible]
G		9 1/8 WAS 9 3/16	8/11/65	14673	[illegible]	[illegible]	[illegible]
F	2	DIMS. & NOTES CLARIFIED	12-7-62	7827	[illegible]	[illegible]	[illegible]
	1	MODEL SPP-5 ADDED					

TOLERANCES

DEC. DIM. ± .004

FRAC. DIM. ± 1/64

ANGULAR DIM. ±

SCALE: —

DRILL, PUNCH, COMMERCIAL STOCK SIZES AND MANUFACTURERS TOLERANCES ARE NOT INCLUDED.

110