


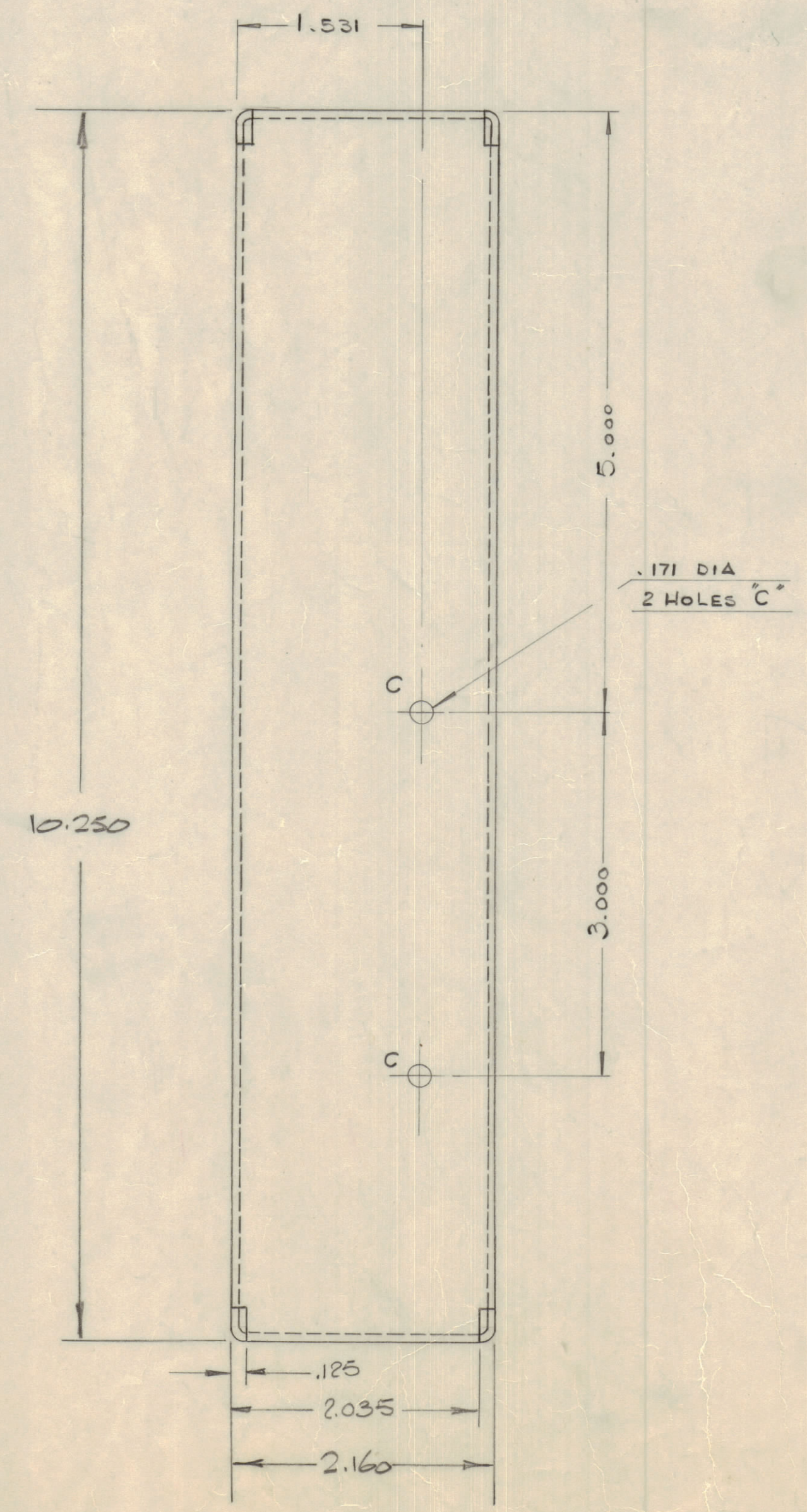
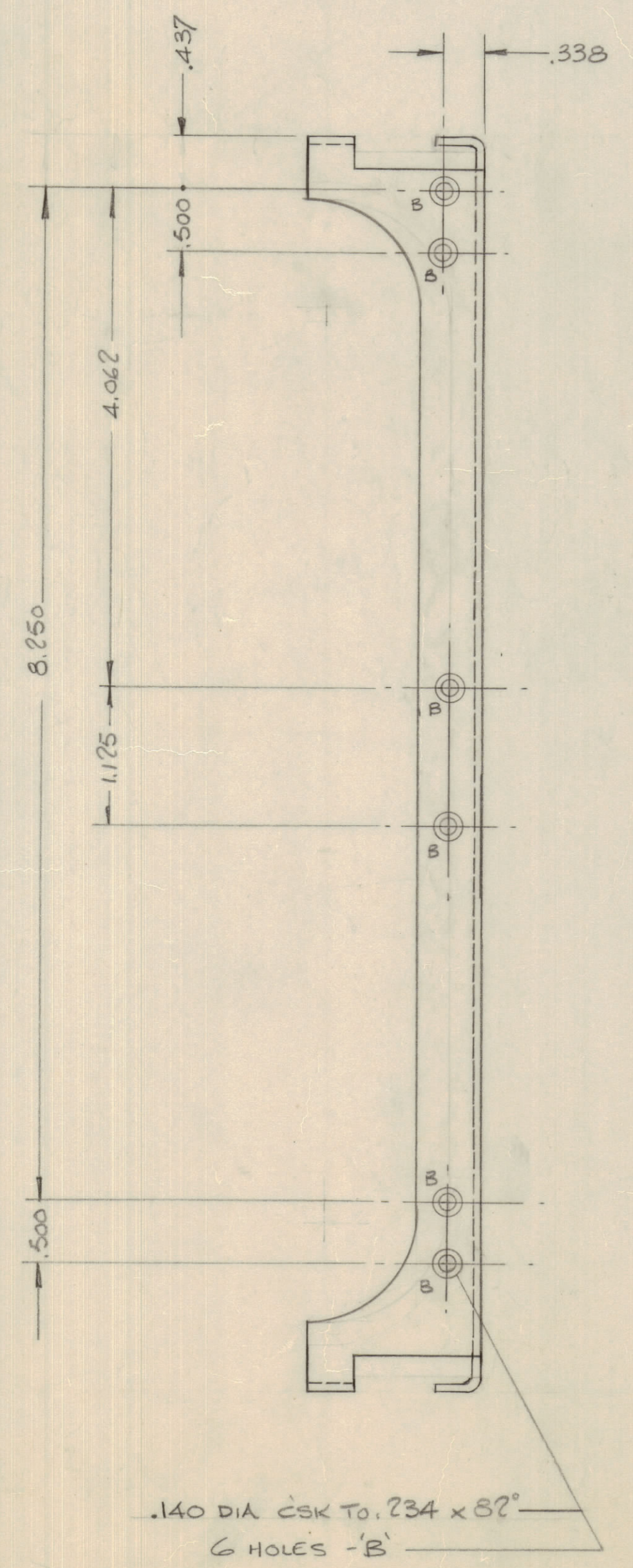
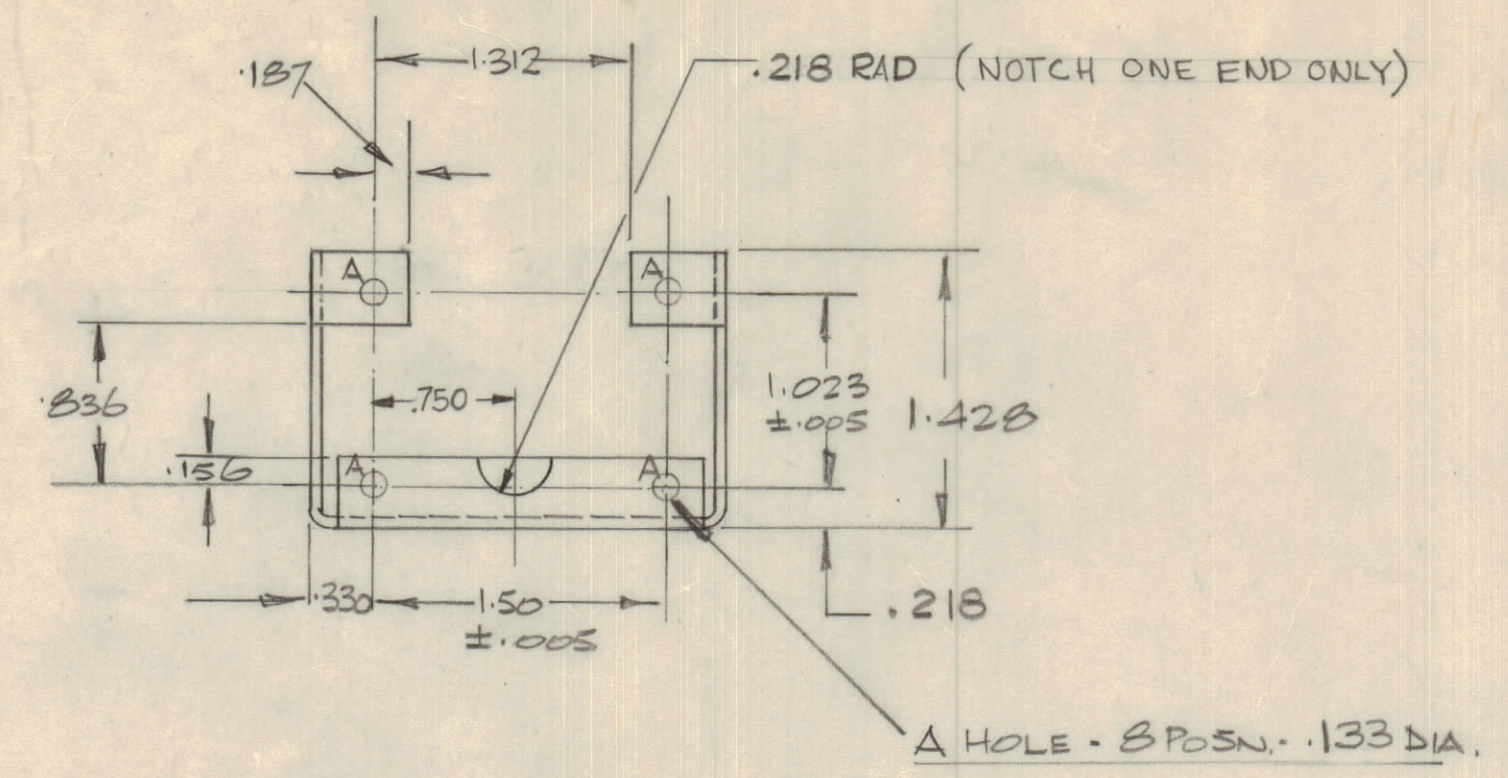
MS 10952 B

REQ.	ITEM	PART NO.	DESCRIPTION	SYMBOL
------	------	----------	-------------	--------

IF IT IS FOUND DESIRABLE TO CHANGE ANY TOLERANCE OR OTHER DETAIL SPECIFIED ON THIS DRAWING NOTIFY THE PURCHASER PROMPTLY.

MAXIMUM ALLOWABLE TOLERANCES HAVE BEEN DETERMINED AND DEVIATIONS WILL BE CAUSE FOR REJECTION REMOVE ALL BURRS AND SHARP EDGES.

ISSUE	ITEM	CHANGED FROM	DATE	CN. NO.	DRAFTS	CHECKER	ENG. APP.
Ø		REL. TO PROD.	APB 7/63		AN		
A		REV. AS PER CEHN	JUNE 16/69	493	AD		
B		NOTE - NO LONGER REQUIRED ADD	11/3/77	3120	GL		



NOTE
NO LONGER REQUIRED
REPLACED BY MS 6970-1

TOLERANCE
±.015 UNLESS
OTHERWISE STATED
BENDS - .06 INT. RAD.

TOLERANCES UNLESS OTHERWISE SPECIFIED	SCALE: 1 : 1
ALL DEC DIM ± .005	DRILL, PUNCH, COMMERCIAL STOCK
OTHERS FRACTIONAL DIM ± .01	SIZES AND MANUFACTURERS
ANGULAR DIM ± 0° 30'	TOLERANCES ARE NOT INCLUDED

MODEL	PROJECT NO.	ASS'Y. NO.	DATE
AMC 32	074/69		26 NOV. 1968

.064 THICK STOCK SIZE		TMC (Canada) LIMITED	
ALUM. ALLOY		OTTAWA ONTARIO	
MATERIAL WEIGHT PER PC		PLATE, SIDE, CRADLE	
S73 H34 TYPE & TEMPER		BARTLETT	MECH. DES. APP.
HEAT TREAT SPEC.		SIMPSON	ELEC. DES. APP.
FINISH & SPEC NO.		IRIDITE S104	FINAL APPROVAL
			MS 10952 B