IF IT IS FOUND DESIRABLE TO CHANGE ANY TOLERANCE OR OTHER DETAIL SPECIFIED ON THIS DRAWING NOTIFY THE PURCHASER PROMPTLY.

MAXIMUM ALLOWABLE TOLERANCES HAVE BEEN DETERMINED AND DEVIATIONS WILL BE CAUSE FOR REJECTION. REMOVE ALL BURRS AND SHARP EDGES.

DIMENSIONS IN INCHES UNLESS OTHERWISE SPECIFIED

ISSUE	ITEM	CHANGED FROM	DATE	CN. NO.	DRAFTS	CHECKER	ENG. APP.
Ø		REL TO PROD	APRL 1/68		AP		
A		DELE 4"K" HOLES, CHG 4	8-1-78	21666	WJB		
B		4"G" HOLES DELETED 4 L HOLES ADD	11-17-79	21747	G.D.L		
C		4"F" HOLES DELETED	8-14-91		G.D.L		
D		H HOLES Chang'd 8-32 CSK	8-13-91		DB	—	DB
E		CHANGED PANEL TO 1/8 DELETE R HOLES ADDED 2 C HOLES	10/96		DB		DB

4 "F" HOLES DELETED

REQ.	ITEM	PART NO.	DESCRIPTION	SYMBOL
1	1	MS157-2H	PANEL, BLANK STANDARD	

HOLE	DESCRIPTION	REQ'D
A	25/64 DIA.	1
B	SEE DETAIL	2
C	SEE DETAIL	4
D	1/2 DIA.	1
* E	3/8 DIA.	1
F	DELETED DIA.	4
G	11/64 DIA.	4
H	DRILL 13/64, CSK 82° TO .337	4
J	9/64 COUNTERBORE 1/8 DEEP	1
K	#47 DRILL (.078)	2
L	SEE DETAIL	4

* THIS HOLE DELETED ON MS 10874-1

MACHINING:

1. MILL ALL EDGES.
2. HOLES MUST BE DRILLED, UNLESS OTHERWISE SPECIFIED.
3. LATERAL BOW OF PANEL MUST BE KEPT TO .031 TOLERANCE.
4. PANEL MUST BE FREE OF ALL MACHINING MARKS, GOUGES AND SCRATCHES. IF NECESSARY, SAND FRONT OF PANEL WITH NO. 120 GRIT SANDPAPER.

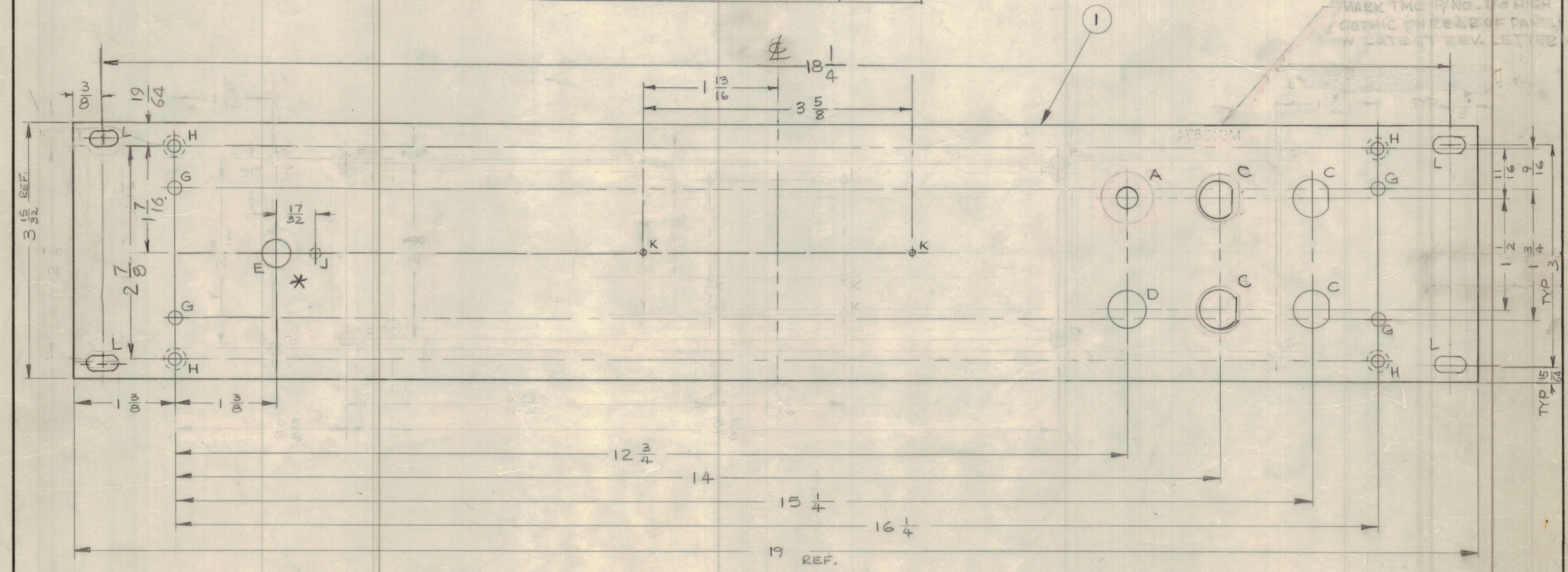

(REF: MS157-2 BLANK PANEL)

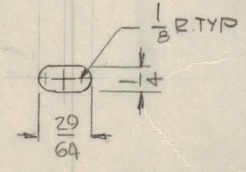

DETAIL "L"

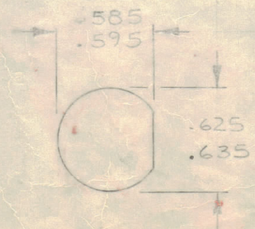

DETAIL "B"

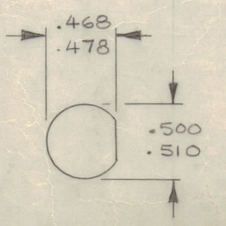

DETAIL "C"

REF. LD10286

TOLERANCES			SCALE: 1:1
ALL OTHERS	DEC. DIM. ±	.X=.05	DRILL, PUNCH, COMMERCIAL STOCK SIZES AND MANUFACTURERS TOLERANCES ARE NOT INCLUDED.
	FRAC. DIM. ± 1/64	.XX=.01	
	ANGULAR DIM. ± 0° 30'	.XXX=.005	

MODEL	PROJECT NO.	ASS'Y. NO.	DATE
AMC-21C		AX5251	MAY 8-1980
AX10047	070/68	A10692	FEB 16/68

USED ON

STOCK SIZE	1/8 THK
MATERIAL	ALUM 2024-T3
WEIGHT PER PC.	
TYPE & TEMPER	
HEAT TREAT. SPEC.	
FINISH & SPEC. NO.	PRIME & PAINT TMC

TMC (Canada) LIMITED
OTTAWA ONTARIO

PANEL, FRONT

DRAWN	ELEC. DES. APP.	MECH. DES. APP.
RPL		JW

CHECKED

FINAL APPROVAL

MS10874 E

FORM—129