IF IT IS FOUND DESIRABLE TO CHANGE ANY TOLERANCE OR OTHER DETAIL SPECIFIED ON THIS DRAWING NOTIFY THE PURCHASER PROMPTLY.

MAXIMUM ALLOWABLE TOLERANCES HAVE BEEN DETERMINED AND DEVIATIONS WILL BE CAUSE FOR REJECTION. REMOVE ALL BURRS AND SHARP EDGES

NOTICE TO PERSONS RECEIVING THIS DRAWING

THE TECHNICAL MATERIEL CORPORATION claims proprietary right in the material disclosed hereon. This drawing is issued in confidence for engineering information only and may not be reproduced or used to manufacture anything shown hereon without permission from THE TECHNICAL MATERIEL CORPORATION to the user. This drawing is loaned for mutual assistance and is subject to recall at any time.

Property of:

THE TECHNICAL MATERIEL CORPORATION
MAMARONECK, NEW YORK

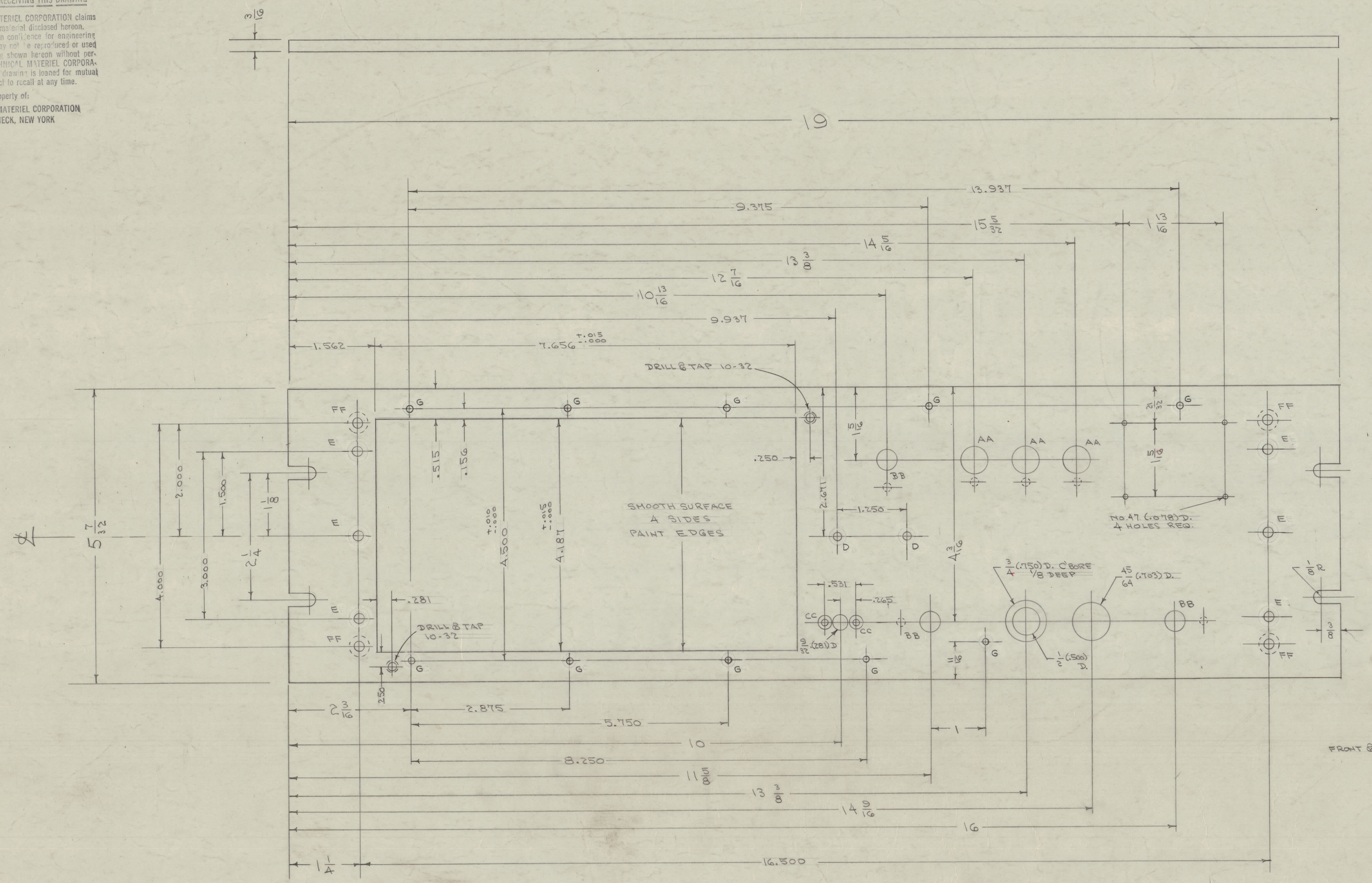

FRONT OF PANEL

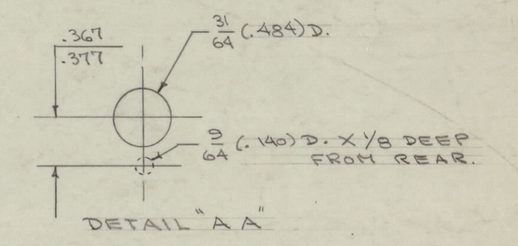

DETAIL "A A"

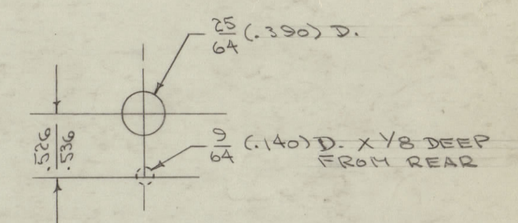

DETAIL "B B"

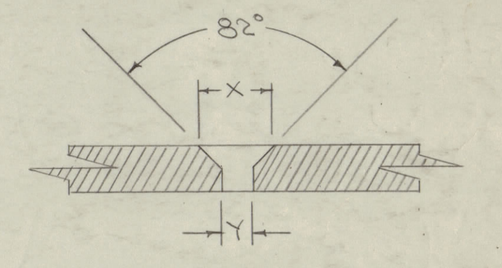

HOLE DIA.	"CC"			"FF"
	4-40			
X	.230			29/64
Y	#31 (.120)			13/64

C'SINK FROM REAR

DETAIL "CC" - "FF" (FLAT HEAD SCREWS)

HOLE LEGEND

D - 11/64 (.171) DIA -2 REQ
E - 13/64 (.203) DIA -6 REQ
G - 1/8 (.125) DIA -10 REQ

NOTE- FINISH.
ALL OVER — S-404 IRIDITE
FRONT & EDGES ONLY { S-114 ZINC CHROMATE PRIMER
S-115 SMOOTH GRAY ENAMEL
OR- PRIME & PAINT TO CUSTOMERS SPECIFICATION.

ISSUE	ITEM	CHANGED FROM	DATE	CN. NO.	DRAFTS	CHECKER	ENG. APP.
E	4	2 D-HOLES WERE C'SUNK "DD" HOLES	8.10.64	12084	AB	MP	[illegible]
	3	6 E-HOLE WERE C'SUNK "EE" HOLES					
	2	10 G-HOLES WERE "CC" HOLES					
	1	HOLE LEGEND ADDED					
D	1	S-404 IRIDITE WAS S-101 CAUSTIC DIP	12/7/59	1001	AB		EMN
C	1	F.H.S. DETAIL CHANGED	1/13/55	3	CDD	[illegible]	[illegible]
B	2	DETAIL AA - 3B HOLE SIZES CHANGED	1/4/55	2	CDD	[illegible]	[illegible]
	1	REDRAWN					

TOLERANCES

ALL OTHERS: DEC. DIM. ± ; FRAC. DIM. ± 1/64 ; ANGULAR DIM. ±

SCALE:

DRILL, PUNCH, COMMERCIAL STOCK SIZES AND MANUFACTURERS TOLERANCES ARE NOT INCLUDED.

REQ PER UNIT	MODEL	PROJECT NO.	ASS'Y. NO.	DATE
1	FFR-2	104	A-226	8-29-52

USED ON

REF. DWG. LD-117 ENGRAVING

REQ.	ITEM	PART NO.	DESCRIPTION	SYMBOL
3/16 THK.			THE TECHNICAL MATERIEL CORP. MAMARONECK. NEW YORK	
STOCK SIZE			PANEL FRONT	
ALUMINUM		—		
MATERIAL		WEIGHT PER PC.		
24S-T3				
TYPE & TEMPER				
—				
HEAT TREAT. SPEC.				
SEE NOTE				
FINISH & SPEC. NO.				

DRAWN	ELEC. DES. APP.	MECH. DES. APP.
C.D.D. 1-4-55		[illegible]
CHECKED	FINAL APPROVAL	
[illegible] 1-5-55		[illegible]

MS-121 E

MS-121 E

FORM — 111