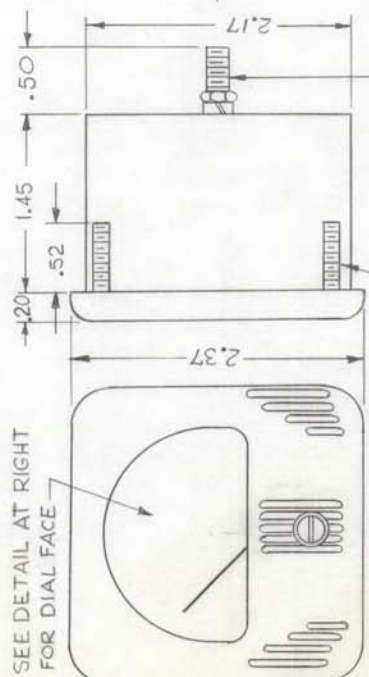


~ SPECIFICATIONS ~

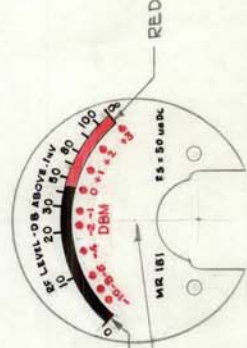
- 1-CASE ~ STANDARD SIMPSON NO. 127.
- 2-MOVEMENT ~ 50 μ a.
- 3-APPROX. RESISTANCE ~ 2000 Ω .
- 4- POINTER TYPE ~ KNIFE EDGE.
- 5- ALL NECESSARY MOUNTING & TERMINAL HARDWARE SUPPLIED BY MFG.

SEE DETAIL AT RIGHT FOR DIAL FACE



NOTE ~ METER FRONT MUST BE A BLACK MAT FINISH, WITH LINE DESIGN AS SHOWN.

- NOTE :
- 1- ALL LETTERS, NUMBERS AND DOTS BELOW SCALE ARE IN RED
 - 2- SCALE ABOVE 0° DBM IS RED
 - 3- SCALE BELOW 0° DBM IS BLACK
 - 4- ALL LETTERS & NUMBERS ABOVE SCALE ARE IN BLACK.
 - 5- TMC INSIGNIA IN BLACK. (NP 117)
 - 6- BACKGROUND TO WHITE.



FULL SCALE

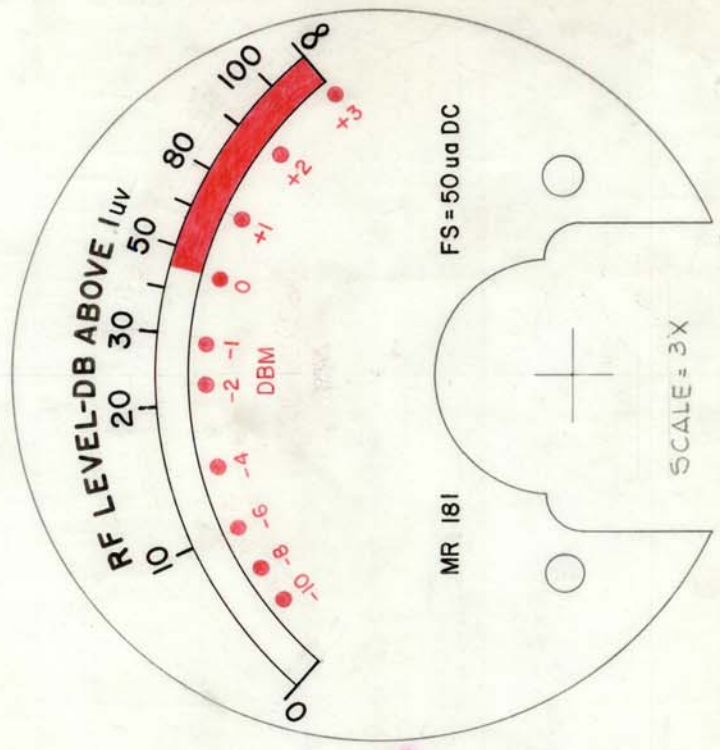
QTY./UNIT	VLRB-1	MODEL USED ON	ASBY. NO.
SCALE	#	#	#

THE CONTENTS OF THIS DRAWING ARE THE EXCLUSIVE PROPERTY OF THE TECHNICAL MATERIEL CORP. ITS UNAUTHORIZED USE OR REPRODUCTION IN WHOLE OR IN PART IS STRICTLY FORBIDDEN.

NOTES

REVISIONS

SYM	DESCRIPTION	DATE	E.M.N. NO.	DRAFT	CHKD	APPD
X	EXPERIMENTAL RELEASE	6-25-64	#		G.D.L.	
O	ORIGINAL RELEASE FOR PRODUCTION	7-8-64			J.B.B.	



THE ORIGINAL ARTWORK TO BE SUPPLIED BY TMC FOR PHOTOGRAPHING (SCALE 3:1)

REQD.	ITEM	PART NUMBER	DESCRIPTION	SYMBOL
			LIST OF MATERIAL	
			MATERIAL #	
			FINISH #	
			TITLE METER, AF/RF	
			THE TECHNICAL MATERIEL CORP. MAMARONECK, NEW YORK	
			DRAWN DATE 6-23-64	DATE
			CHECKED DATE 7-7-64	DATE
			ELECTRICAL DATE 7-7-64	DATE
			MECH. DES. DATE	DATE
			MR 181	Ø
			SHEET	REV. LTR.