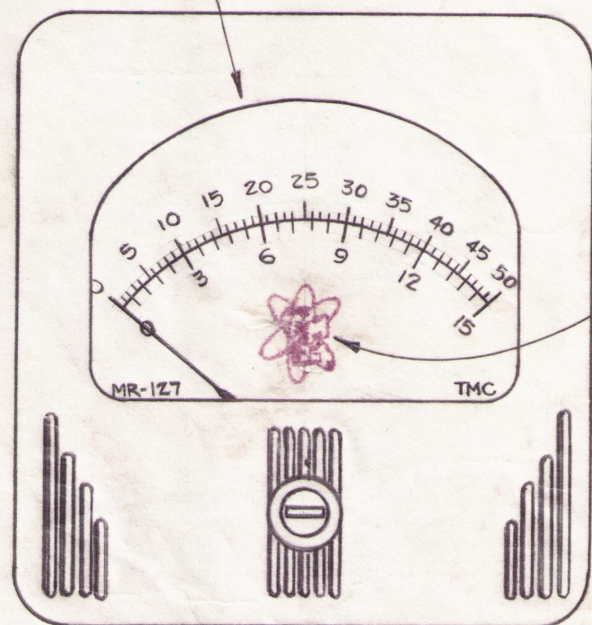


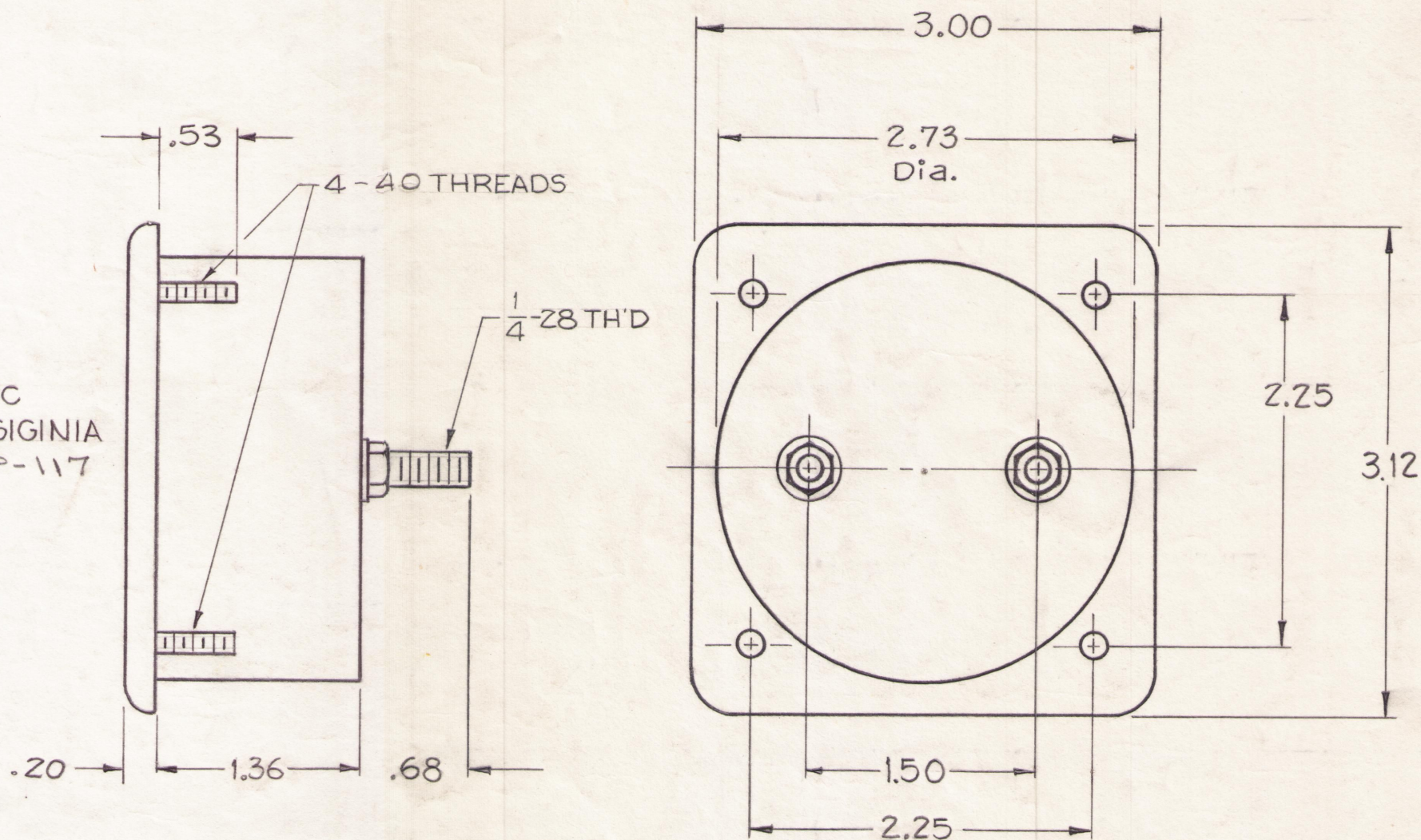
IF IT IS FOUND DESIRABLE TO CHANGE ANY TOLERANCE OR OTHER DETAIL SPECIFIED ON THIS DRAWING NOTIFY THE PURCHASER PROMPTLY.

MAXIMUM ALLOWABLE TOLERANCES HAVE BEEN DETERMINED AND DEVIATIONS WILL BE CAUSE FOR REJECTION. REMOVE ALL BURRS AND SHARP EDGES.

SEE DETAIL BELOW FOR DIAL FACE



TMC  
INSIGNIA  
NP-117



NOTES ~

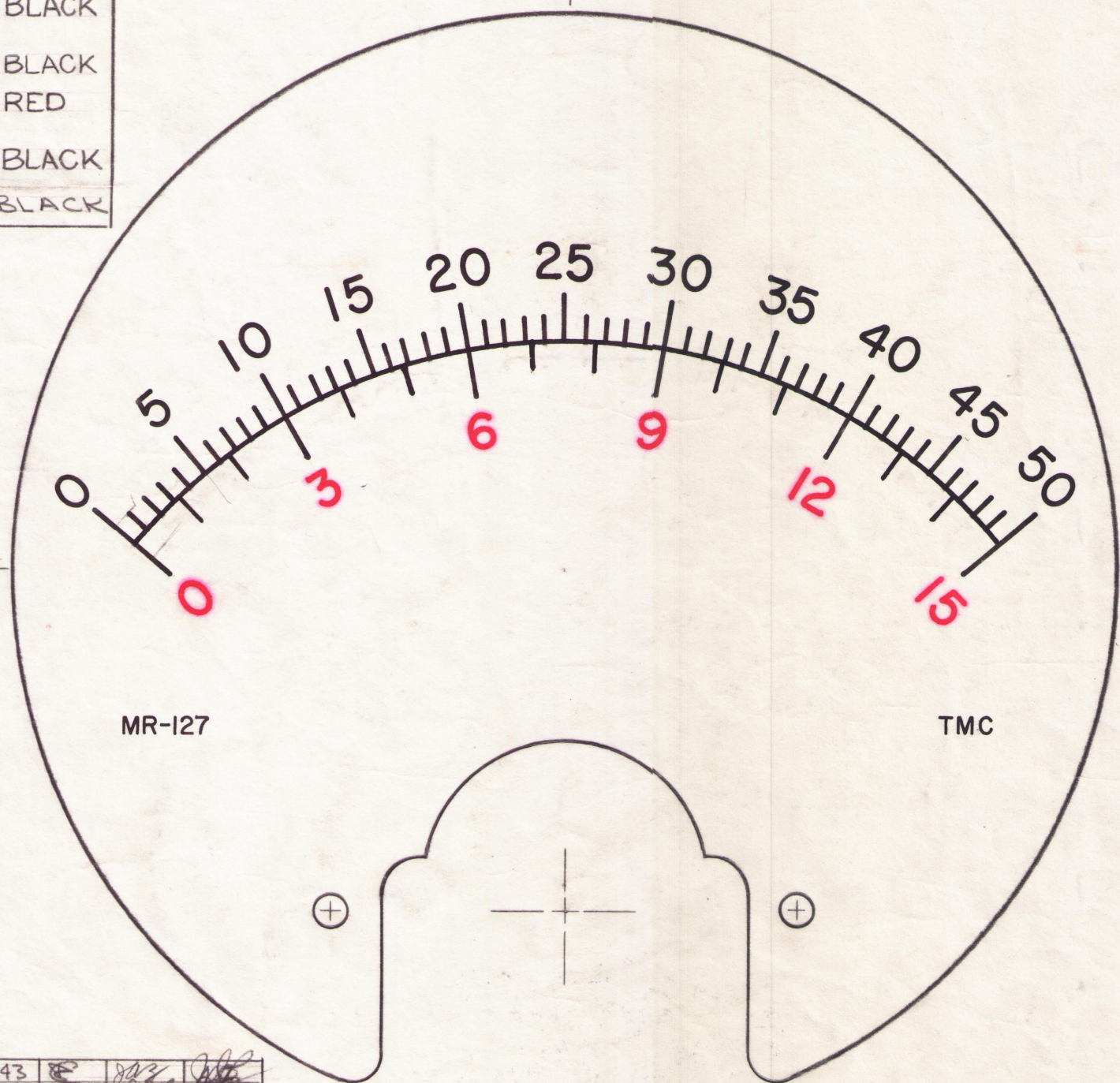
1 ~ METER FRONT MUST HAVE A BLACK MATT FINISH, WITH LINE DESIGN AS SHOWN.

SPECIFICATIONS ~

- 1 ~ CASE ~ STANDARD SIMPSON MODEL 27.
- 2 ~ MOVEMENT ~ 0-50 MICROAMP.
- 3 ~ APPROX. RESISTANCE ~ 2000 OHMS.
- 4 ~ POINTER ~ KNIFE EDGE TYPE.
- 5 ~ HARDWARE ~ (SUPPLIED BY MFG.) ~ ④ FLAT WASHERS (#4) & ④ 4-36 HEX. NUTS.  
② 1/4 FLAT WASHERS & ② 1/4-28 HEX. NUTS.

SCALE COLORING

BACKGROUND	~	WHITE
ALL CALIBRATION LINES	~	BLACK
NUMERALS ~ 0 TO 50	~	BLACK
0 TO 15	~	RED
MR-127 & TMC	~	BLACK
TMC INSIGNIA	~	BLACK



SCALE ~ 3X  
(TRUE SIZE 2-7/16 Dia.)

MR-127 E

NO LONGER USED ~  
WHEN MR-127 IS ORDERED FOR  
SPARE PARTS, SHIP MR-127  
WITH MOD. KIT #127

REF ~ SIMPSON ~ CAT. NO. 17 ~ MODEL 27

ISSUE	ITEM	CHANGED FROM	DATE	CH. NO.	DRAFTS	CHECKER	ENG. APP.
E	1	MTG STUDS WERE 4-36 THD	6-18-63	9243	R	JCS	JCS
D	1	No Longer Used Note Deleted	4/9/61	5053	DJM	JCS	JCS
C	1	No Longer Used Note Added	1-27-61	3980	RU	JCS	JCS
B	1	RECALIBRATED DIAL 0-15	3-22-60	1920	MT	JCS	JCS
A	1	TMC INSIGNIA Color Added	7/30/59		JG	JCS	JCS

TOLERANCES		SCALE:
ALL	DEC. DIM. ±	DRILL, PUNCH, COMMERCIAL STOCK
OTHERS	FRAC. DIM. ±	SIZES AND MANUFACTURERS
	ANGULAR DIM. ±	TOLERANCES ARE NOT INCLUDED.

1	RFD-1		5-4-59
REQ. PER UNIT	MODEL	PROJECT NO.	DATE
		ASSY. NO.	
			USED ON

REQ.	ITEM	PART NO.	DESCRIPTION	SYMBOL
			THE TECHNICAL MATERIEL CORP. MAMARONECK, NEW YORK	
			MULTI-METER (DC MICROAMP)	
			JOHN C. BIELE	
			DRAWN	ELEC. DES. APP. MECH. DES. APP.
			CHECKED	FINAL APPROVAL
			FINISH & SPEC. NO.	

MR-127 E