
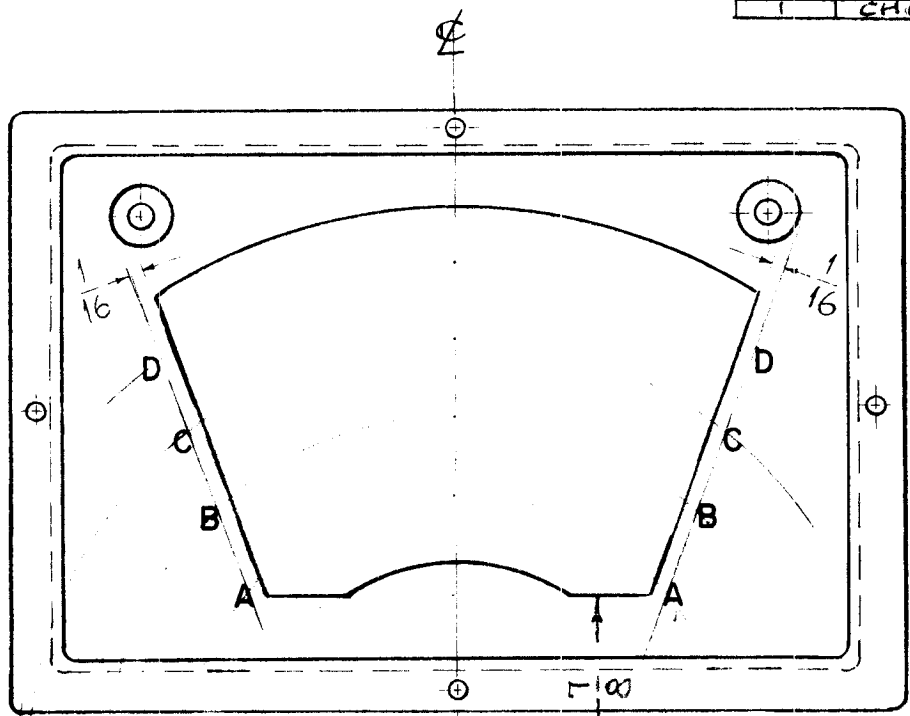
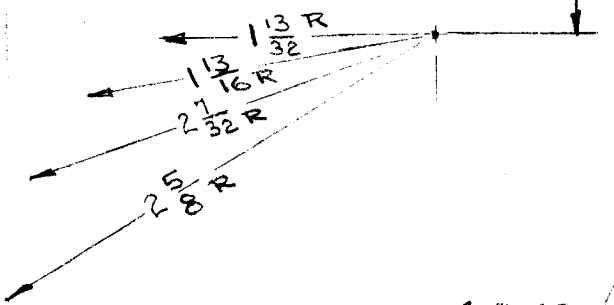


REQ. PER UNIT	USED ON		
	MODEL	ASS'Y. N.	DATE
1	CHG-1		11-29-60
1	CHG-2		7-18-61

LD-874 C



UNLESS OTHERWISE SPECIFIED:
 1- ALL ENGRAVING 1/8" HIGH, WHITE GOTHIC.
 2- DEPTH OF STROKE: .010
 3- WIDTH OF STROKE: .020



REF ~ TMC DWG. NO. MS-941 (2)

C	1	CHG-2 Ret added	7-18-61	-	<i>J.C. Biele</i>	<i>J.C. Biele</i>	<i>J.C. Biele</i>
B	1	1 13/32 was 1 1/32	1/16	3880	<i>J.C. Biele</i>	<i>J.C. Biele</i>	<i>J.C. Biele</i>
	2	1 13/16 was 1 23/32	1/16	3880	<i>J.C. Biele</i>	<i>J.C. Biele</i>	<i>J.C. Biele</i>
	3	2 5/8 was 2 23/32	1/16	3880	<i>J.C. Biele</i>	<i>J.C. Biele</i>	<i>J.C. Biele</i>
A	1	2 7/32 was 2 5/16	1/16	3879	<i>J.C. Biele</i>	<i>J.C. Biele</i>	<i>J.C. Biele</i>
	2	2 23/32 was 2 3/4	1/16	3879	<i>J.C. Biele</i>	<i>J.C. Biele</i>	<i>J.C. Biele</i>
	3	1 7/32 was 1 3/8	1/16	3879	<i>J.C. Biele</i>	<i>J.C. Biele</i>	<i>J.C. Biele</i>
	4	1 23/32 was 1 9/16	1/16	3879	<i>J.C. Biele</i>	<i>J.C. Biele</i>	<i>J.C. Biele</i>
ISSUE	ITEM	CHANGED FROM	DATE	CH. NO.	DRAFTS	CHECKER	ENG. APP.
TOLERANCES			SCALE: FULL, Do Not SCALE				
DEC. DIM. ± FRAC. DIM. ± ANGULAR DIM. ±			MAXIMUM ALLOWABLE TOLERANCES HAVE BEEN DETERMINED AND ANY DEVIATIONS WILL BE CAUSE FOR REJECTION. REMOVE ALL BURRS AND SHARP EDGES				

REQ.	ITEM	PART NO.	DESCRIPTION	SYMBOL
			THE TECHNICAL MATERIEL CORP. MAMARONECK, NEW YORK	
			ENGRAVING, ESCUTCHEON	
			J.C. Biele	
			DRAWN	CHECKED
				FINAL APPROVAL
				LD-874 C
			ELEC. DES. APP	MECH. DES. APP