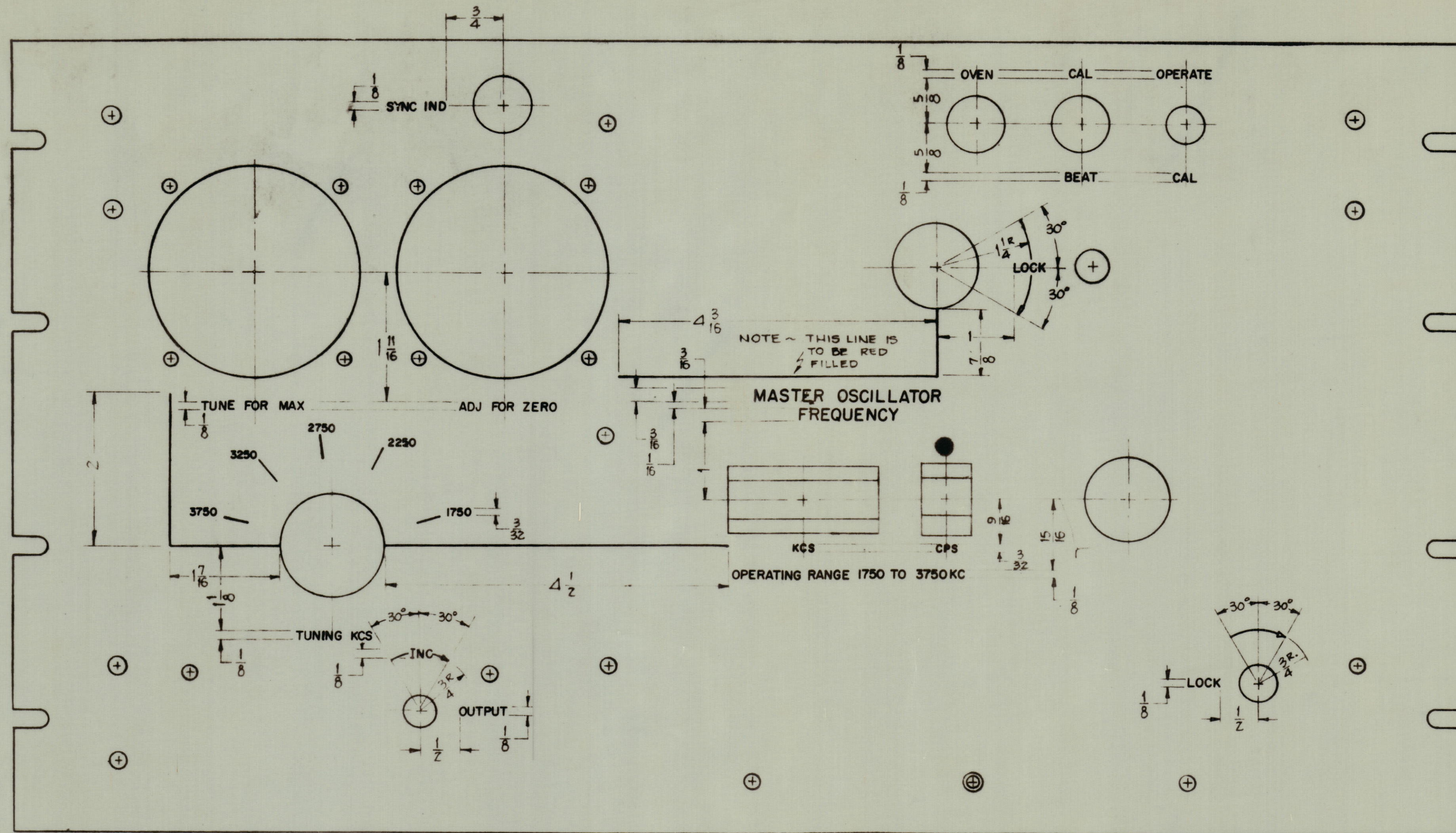



NOTICE TO PERSONS RECEIVING THIS DRAWING

THE TECHNICAL MATERIEL CORPORATION claims proprietary right in the material disclosed hereon. This drawing is issued in confidence for engineering information only and may not be reproduced or used to manufacture anything shown hereon without permission from THE TECHNICAL MATERIEL CORPORATION to the user. This drawing is loaned for mutual assistance and is subject to recall at any time.

Property of:
THE TECHNICAL MATERIEL CORPORATION
 MAMARONECK, NEW YORK

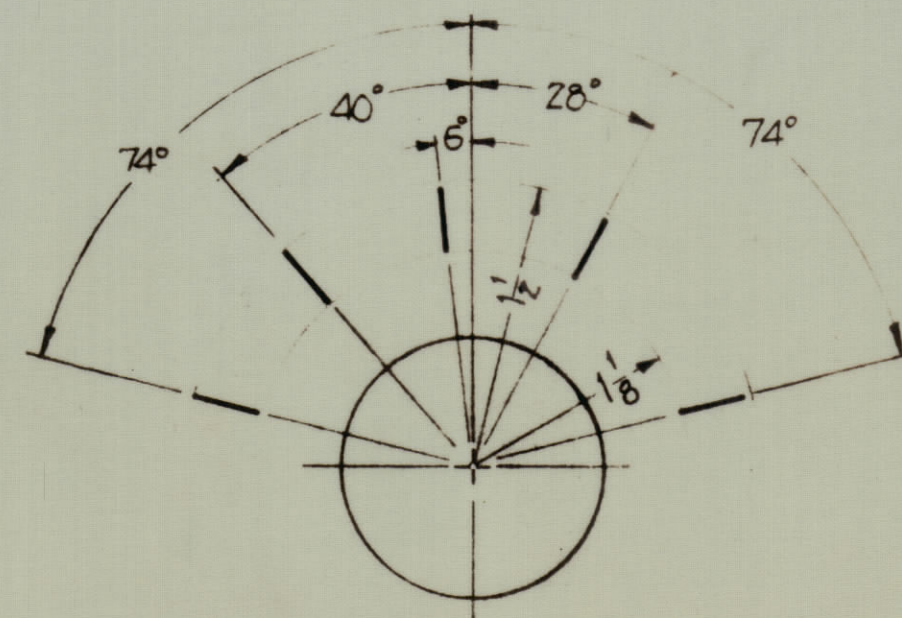


- UNLESS OTHERWISE SPECIFIED
- 1- ALL LINES TO BE WHITE FILLED EXCEPT WHERE OTHERWISE SPECIFIED.
 - 2- ALL LETTER GROUPS TO BE CENTERED ON HOLES.
 - 3- ENGRAVING TO BE GOTHIC WHITE FILLED SIZES SHOWN ON CHART.
 - 4- ALL ARROWHEADS TO BE WHITE OUTLINE FILL

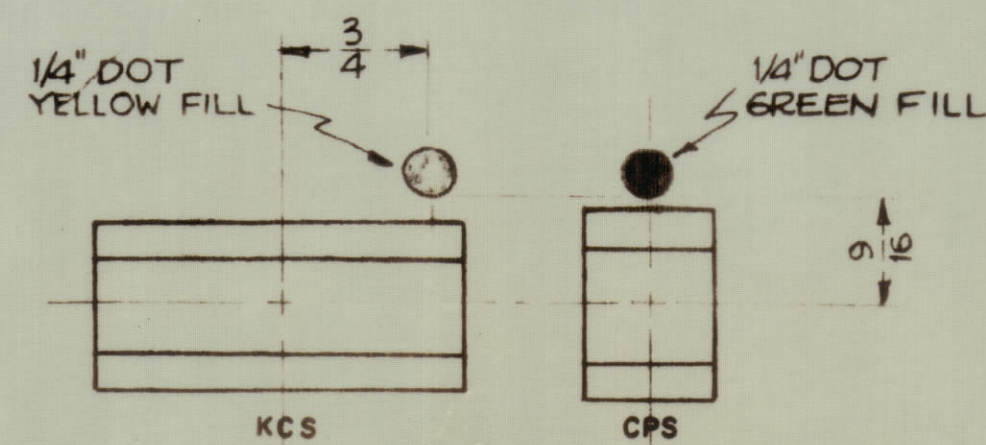


HEIGHT OF LETTER	DEPTH OF STROKE	WIDTH OF STROKE
1/8	.010	.020
3/32	.010	.015
3/16	.010	.025
DOTS	.010	.14Da
LINES	.010	.015
ARROWHEADS	.010	—

FRONT VIEW OF PANEL
 TO BE ENGRAVED
 PER TMC SPEC-S566



TUNING KCS



KCS

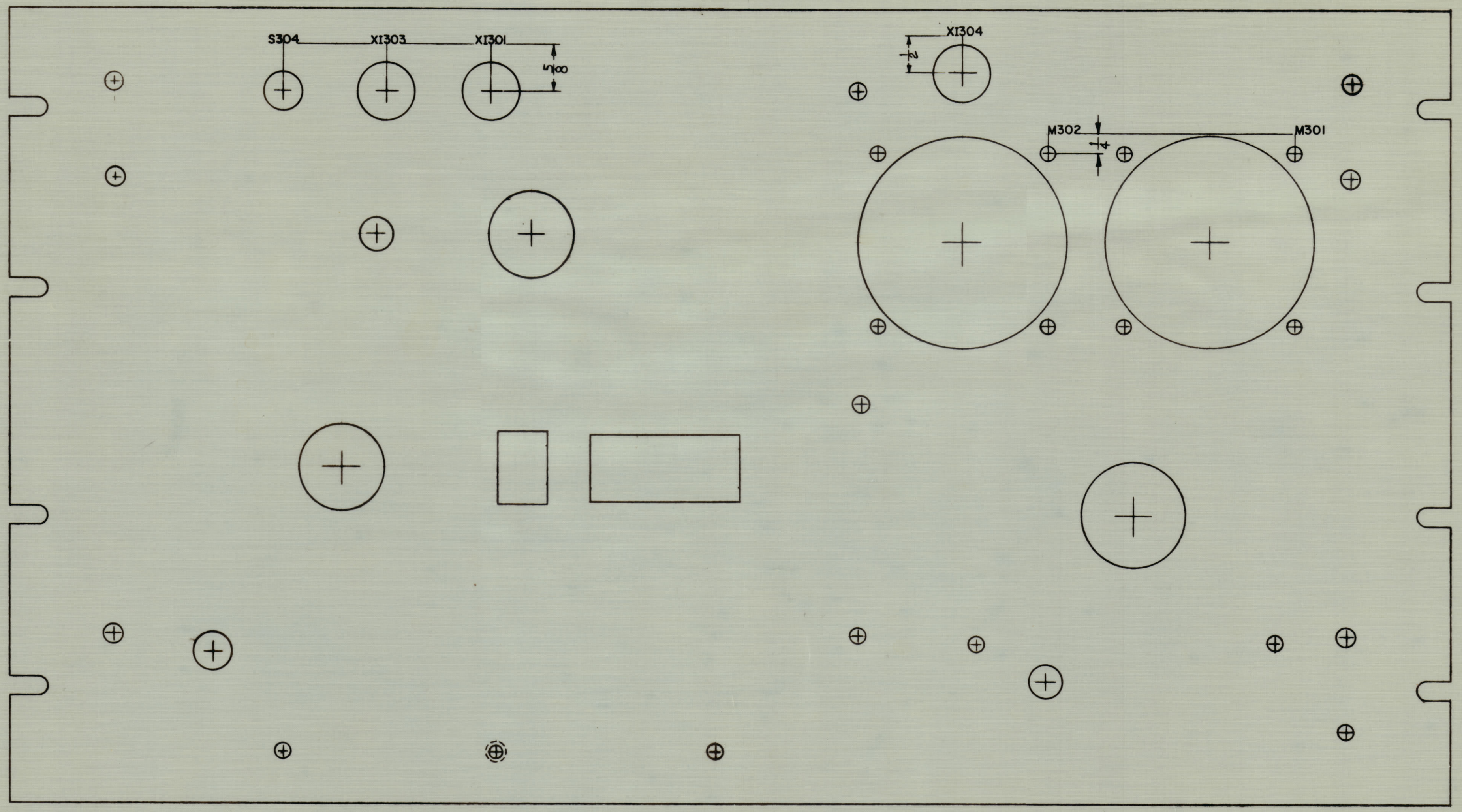
CPS

C	NOTE: 4 WAS ALL ARROWHEADS TO BE WHI FILLED	6-25-62	682T	R.T.	
B	(3) HOLES ADDED	6-29-61	5149	S.D.L.	
A	ADDED SHEET 2, REAR VIEW	4-7-61	4598		
ISSUE	ZONE	DESCRIPTION	DATE	CH. NO	DRAFTS
TOLERANCES		SCALE:			
DEC. DIM. ±		MAXIMUM ALLOWABLE TOLERANCES HAVE BEEN DETERMINED AND ANY DEVIATIONS WILL BE CAUSE FOR REJECTION.			
FRAC. DIM. ±		REMOVE ALL BURRS AND SHARP EDGES			
ANGULAR DIM. ±					

REF-MS-2346

REQ. ITEM	PART NO.	DESCRIPTION	SYMBOL
THE TECHNICAL MATERIEL CORP. MAMARONECK, NEW YORK			
STOCK SIZE			
ENGRAVING, FRONT PANEL			
MATERIAL			
CMO-1			
TYPE & TEMPER			
DRAWN			
ELEC. DES. APP.			
MECH. DES. APP.			
HEAT TREAT. SPEC.			
CHECKED			
FINAL APPROVAL			
SH. 1 OF 2			
LD-765			

REQ. PER UNIT	MODEL	SECTION	ASBY. NO.	DATE
1	CMO-1			8-4-60
USED ON				
FINISH & SPEC. NO.				



REAR VIEW OF PANEL

UNLESS OTHERWISE SPECIFIED:
 LETTERING TO BE 1/8 HIGH BLACK GOTHIC.
 ALL LETTERING TO BE CENTERED ON HOLES.
 MARKING PROCESS: AS PER I.M.C. SPECIFICATION S-727

NOTICE TO PERSONS RECEIVING THIS DRAWING
 THE TECHNICAL MATERIEL CORPORATION claims proprietary right in the material disclosed herein. This drawing is issued in confidence for engineering information only and may not be reproduced or used to manufacture anything shown herein without permission from THE TECHNICAL MATERIEL CORPORATION to the user. This drawing is loaned for mutual assistance and is subject to recall at any time.
 Property of:
 THE TECHNICAL MATERIEL CORPORATION
 MAMARONECK, NEW YORK

REF: MS-2346 (B)

C	SEE SHEET 1	6-25-61	6821	R.T.		
D	(3) HOLES ADDED	6-29-61	5149	E.O.L.		
A	DWG MADE AS 2ND SHEET OF LD 765	4-7-61	4528			
SYM	ZONE	DESCRIPTION	DATE	CH. NO.	DRAFTS	CHECKER
UNLESS OTHERWISE SPECIFIED:			SCALE			
DIMENSIONS ARE IN INCHES			MAXIMUM ALLOWABLE TOLERANCES HAVE BEEN DETERMINED AND ANY DEVIATIONS WILL BE CAUSE FOR REJECTION. REMOVE ALL BURRS & SHARP EDGES			
TOLERANCES ON FRACTIONS ± 1/64			DECIMALS ± .008			
			ANGLES ± 1/2°			

REQ. ITEM	PART NO.	DESCRIPTION	SYMBOL
		THE TECHNICAL MATERIEL CORP. MAMARONECK, NEW YORK	
		LETTERING, REAR, FRONT PANEL	
		MATERIAL	
		TYPE & TEMPER	
		HEAT TREAT. SPEC.	
		FINISH & SPEC. NO.	
		ELSEC. DES. APP.	
		MECH. DES. APP.	
		SHEET 2 OF 2	

LD-765 C