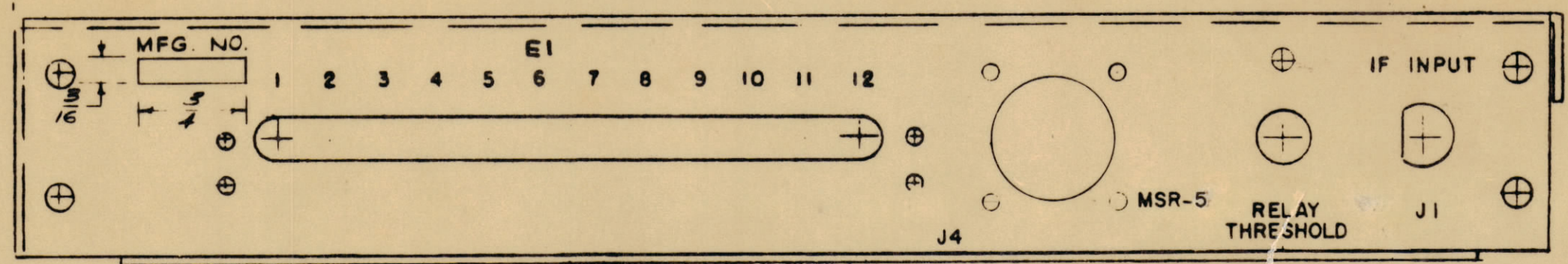
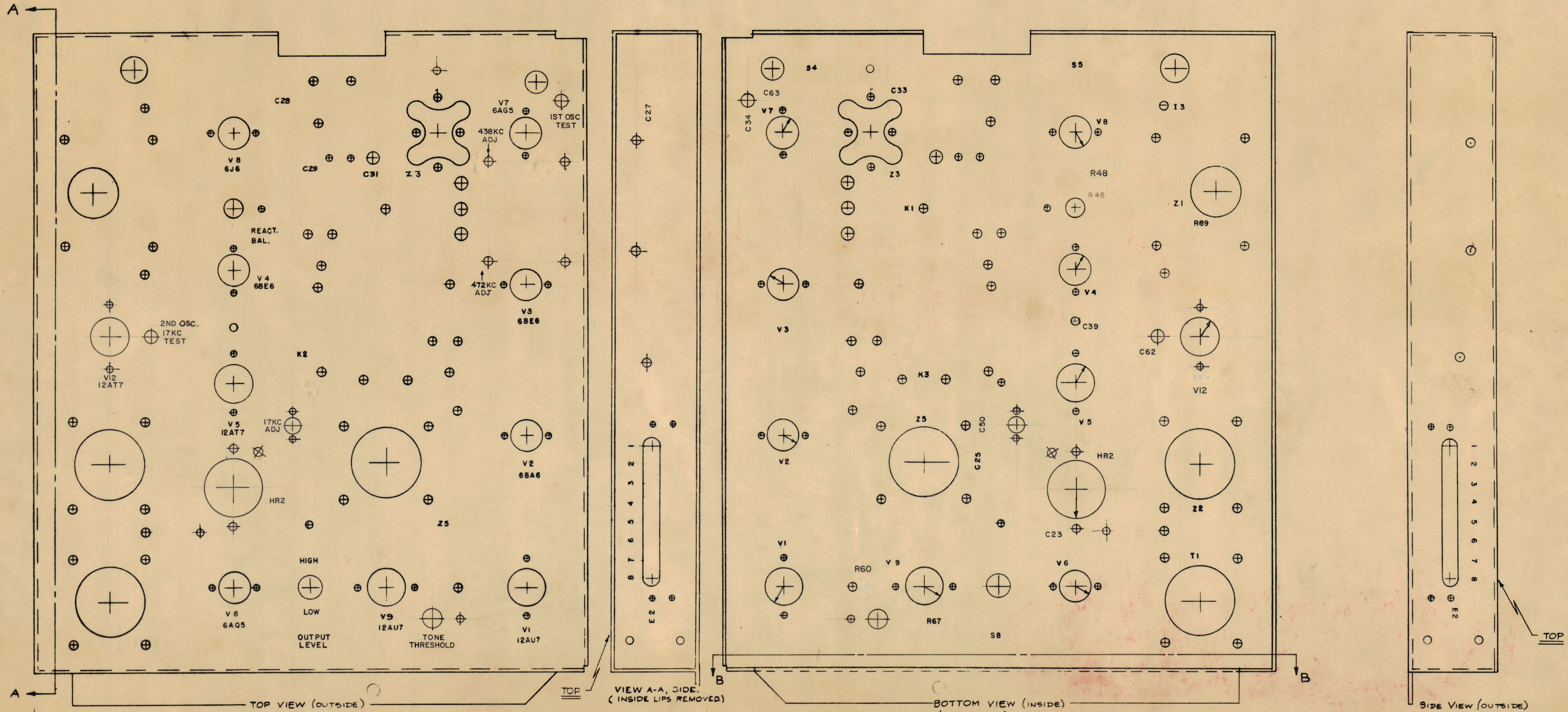
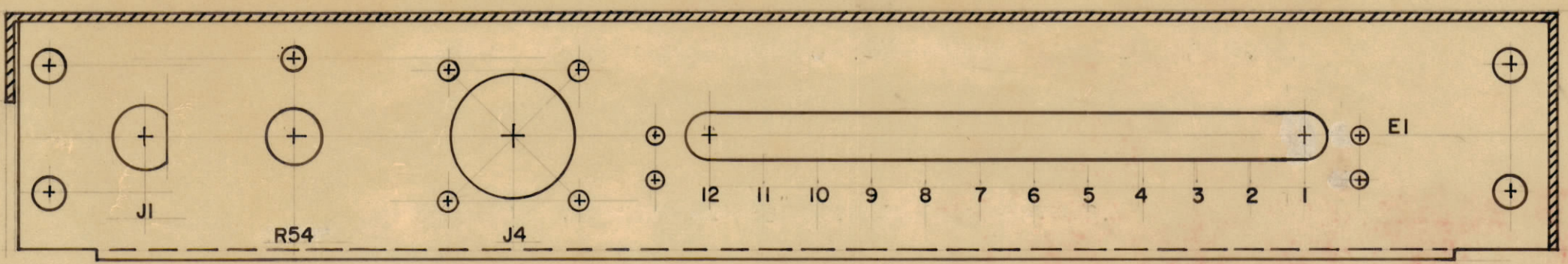


IF IT IS FOUND DESIRABLE TO CHANGE ANY TOLERANCE OR OTHER DETAIL SPECIFIED ON THIS DRAWING NOTIFY THE PURCHASER PROMPTLY.  
 MAXIMUM ALLOWABLE TOLERANCES HAVE BEEN DETERMINED AND DEVIATIONS WILL BE CAUSE FOR REJECTION. REMOVE ALL BURRS AND SHARP EDGES.



REAR VIEW (OUTSIDE)



REAR VIEW (INSIDE) SECTION B-B

MARKING PROCESS: AS PER TMC SPECIFICATION S-727.  
 LETTERING: 1/8 HIGH BLACK GOTHIC, LOCATED AS SHOWN.  
 ARROW INDICATES POSITION OF TUBE SOCKET KEYWAY.

REV	DESCRIPTION	DATE	BY	CHKD
1	SECT B-B & S-727 ADDED	8/17/63	YMY	YMY
2	REAR VIEW, MSR-5 WAS MSR-4	2/16/64	YMY	YMY
3	BOTTOM VIEW, MSR-5 WAS MSR-4	2/16/64	YMY	YMY

1	MSR-5	PROJECT NO.	DATE
REQ PER UNIT	MODEL	ABBY. NO.	6-24-60
USED ON			

REF: MS-2308 (8)	SYMBOL	
REQ. ITEM	PART NO.	DESCRIPTION
1	MSR-5	THE TECHNICAL MATERIEL CORP. MAMARONECK, NEW YORK
2	LETTERING	LETTERING, MAIN CHASSIS
MATERIAL	WEIGHT PER PC	MSR-5
TYPE & TEMPER	DRAWN	ELECT. DES. APP.
HEAT TREAT. SPEC.	CHECKED	FINAL APPROVAL
FINISH & SPEC. NO.	LD-755 B	

LD-755 B