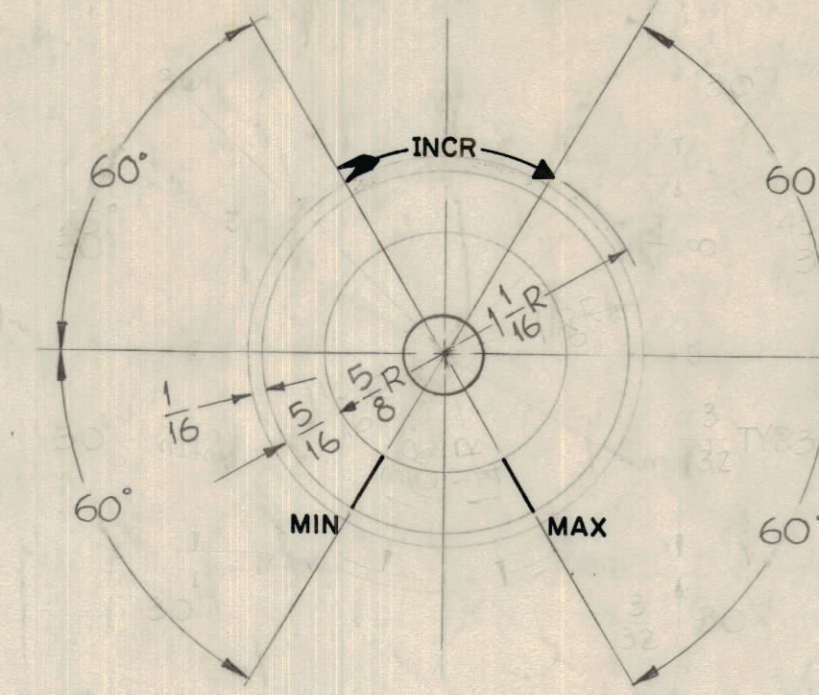


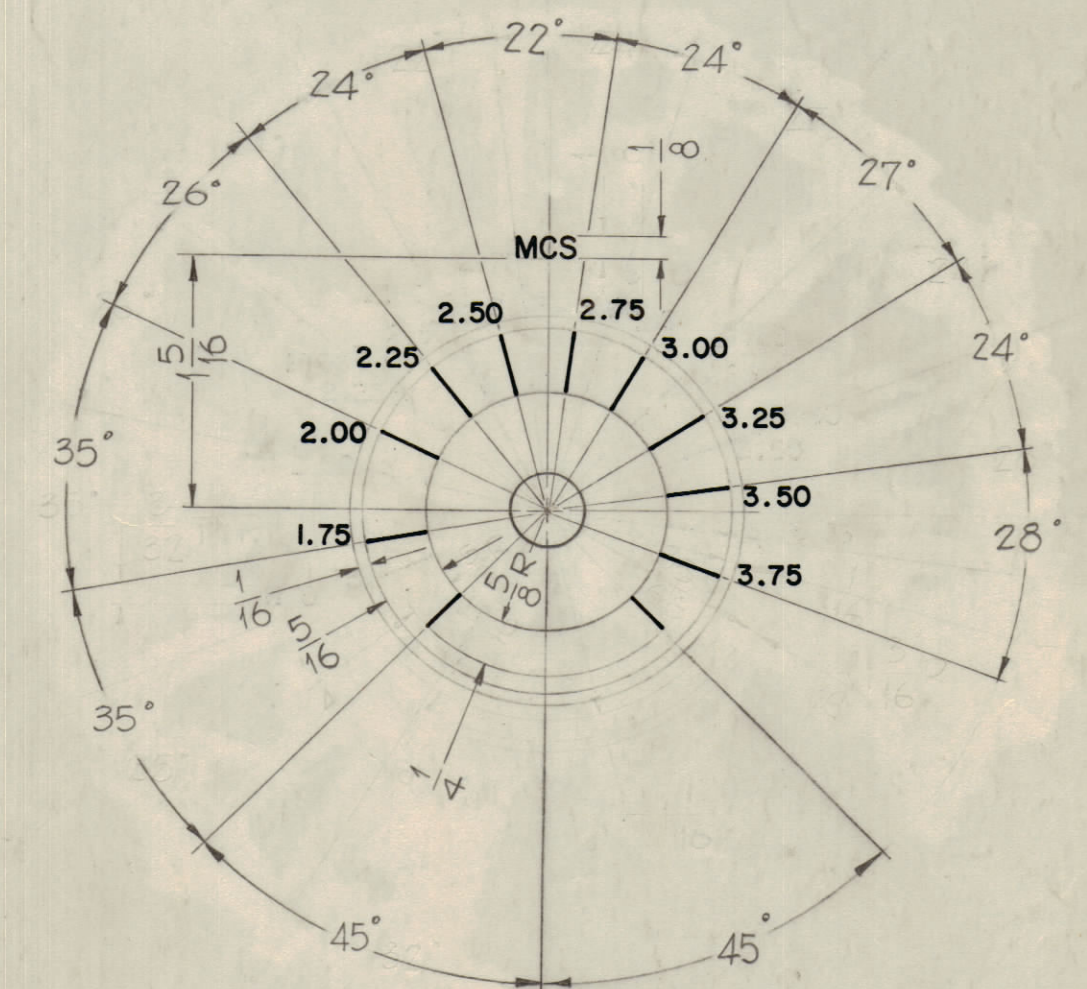
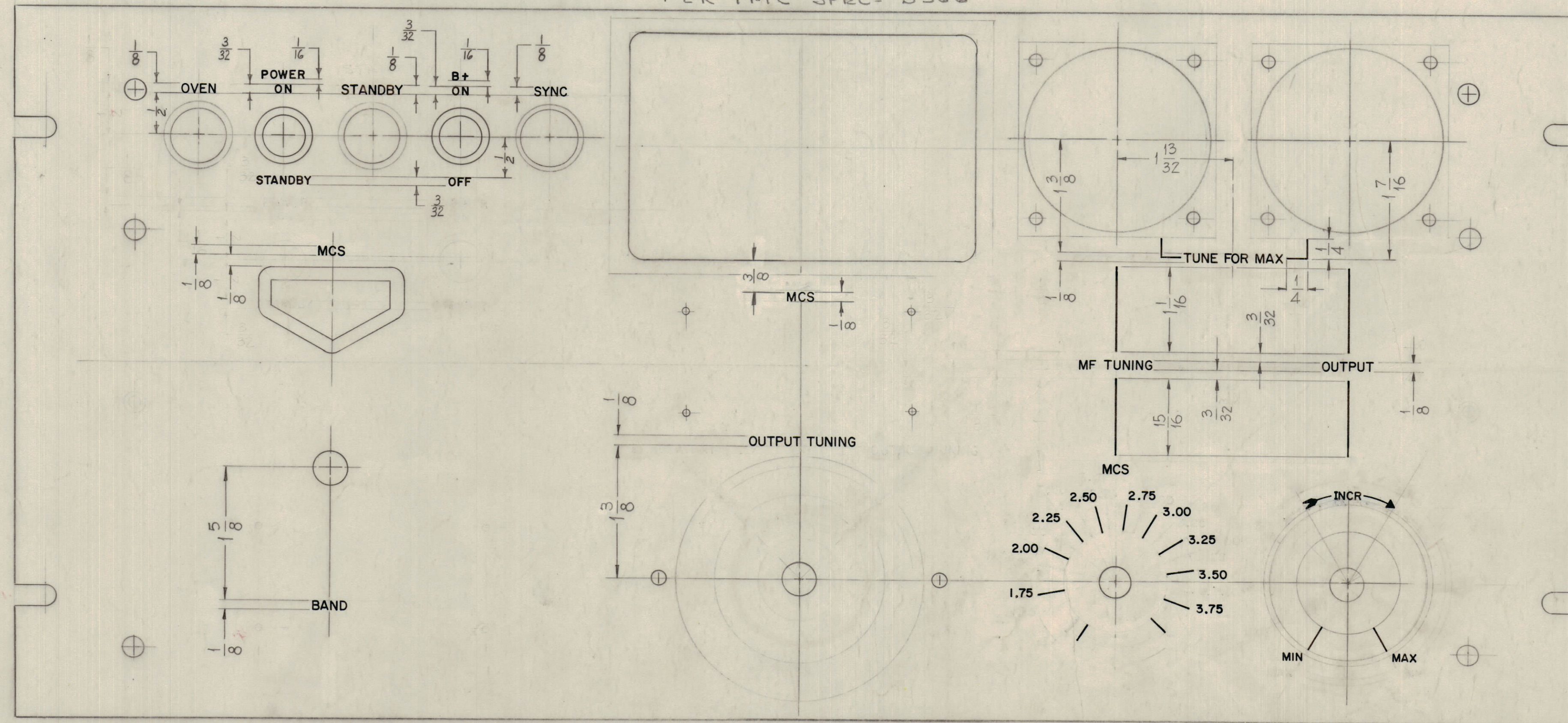
IF IT IS FOUND DESIRABLE TO CHANGE ANY TOLERANCE OR OTHER DETAIL SPECIFIED ON THIS DRAWING NOTIFY THE PURCHASER PROMPTLY.
 MAXIMUM ALLOWABLE TOLERANCES HAVE BEEN DETERMINED AND DEVIATIONS WILL BE CAUSE FOR REJECTION. REMOVE ALL BURRS AND SHARP EDGES.

NOTICE TO PERSONS RECEIVING THIS DRAWING
 THE TECHNICAL MATERIEL CORPORATION claims proprietary right in the material disclosed hereon. This drawing is issued in confidence for engineering information only and may not be reproduced or used to manufacture anything shown herein without permission from THE TECHNICAL MATERIEL CORPORATION to the user. This drawing is loaned for mutual assistance and is subject to recall at any time.
 Property of:
 THE TECHNICAL MATERIEL CORPORATION
 MAMARONECK, NEW YORK



ALL LETTERING IN THIS DETAIL $\frac{3}{32}$ "

FRONT VIEW OF PANEL SHOWN
 (TO BE ENGRAVED)
 PER TMC-SPEC-3566



ALL LETTERING IN THIS DETAIL $\frac{3}{32}$ " EXCEPT MAIN TITLE (MCS) AS SPECIFIED.

NOTES~

- 1~ ENGRAVING TO BE GOTHIC, WHITE FILLED, SIZES SHOWN ON CHART.
- 2~ ALL LINES TO BE WHITE FILLED.
- 3~ ALL LETTERING AND NUMERAL GROUPS TO BE CENTERED ON HOLES.
- 4~ ALL ARROWHEADS TO BE WHITE FILLED.
- 5~ ARROWHEADS 1/8 x 1/8 x 1/8 TRIANGLE.

HEIGHT OF LETTER	DEPTH OF STROKE	WIDTH OF STROKE
3/32	.010	.015
1/8	.010	.020
LINES	.010	.015
ARROWHEADS	.010	

E	1	SHEET # No 2 Added	4-7-61	4558	RU		
D	2	DIM 1 3/8 WAS 1 5/8	11-10-60	3490	RU		
C	1	"MCS" ADDED					
B	1	On MCS Sm Detail 25" was 22" x 22" was 20" x 20"	10-16-60	3277	J.C.B.		
A	1	Pictorial Change	11-10-60	3201	J.C.B.		
		COMPLETELY REVISED	3-10-60	47			
ISSUE	ITEM	CHANGED FROM	DATE	CN. NO.	DRAFTS	CHECKER	ENG. APP.
TOLERANCES		SCALE:					
ALL	DEC. DIM. ±	DRILL, PUNCH, COMMERCIAL STOCK					
OTHERS	FRAC. DIM. ±	SIZES AND MANUFACTURERS					
	ANGULAR DIM. ±	TOLERANCES ARE NOT INCLUDED.					

REF: MS-2259 (B)

REQ. ITEM	PART NO.	DESCRIPTION	SYMBOL
THE TECHNICAL MATERIEL CORP. MAMARONECK, NEW YORK			
STOCK SIZE			
FRONT PANEL ENGRAVING			
MATERIAL WEIGHT PER FC. CHG-1			
TYPE & TEMPER			
DRAWN		ELEC. DES. APP.	MECH. DES. APP.
HEAT TREAT. SPEC.		CHECKED	FINAL APPROVAL
FINISH & SPEC. NO.		8-1993	LD-736 E

1	CHG-1			11-16-60
REQ. PER UNIT	MODEL	PROJECT NO.	ASSY. NO.	DATE
USED ON				

LD-736 E