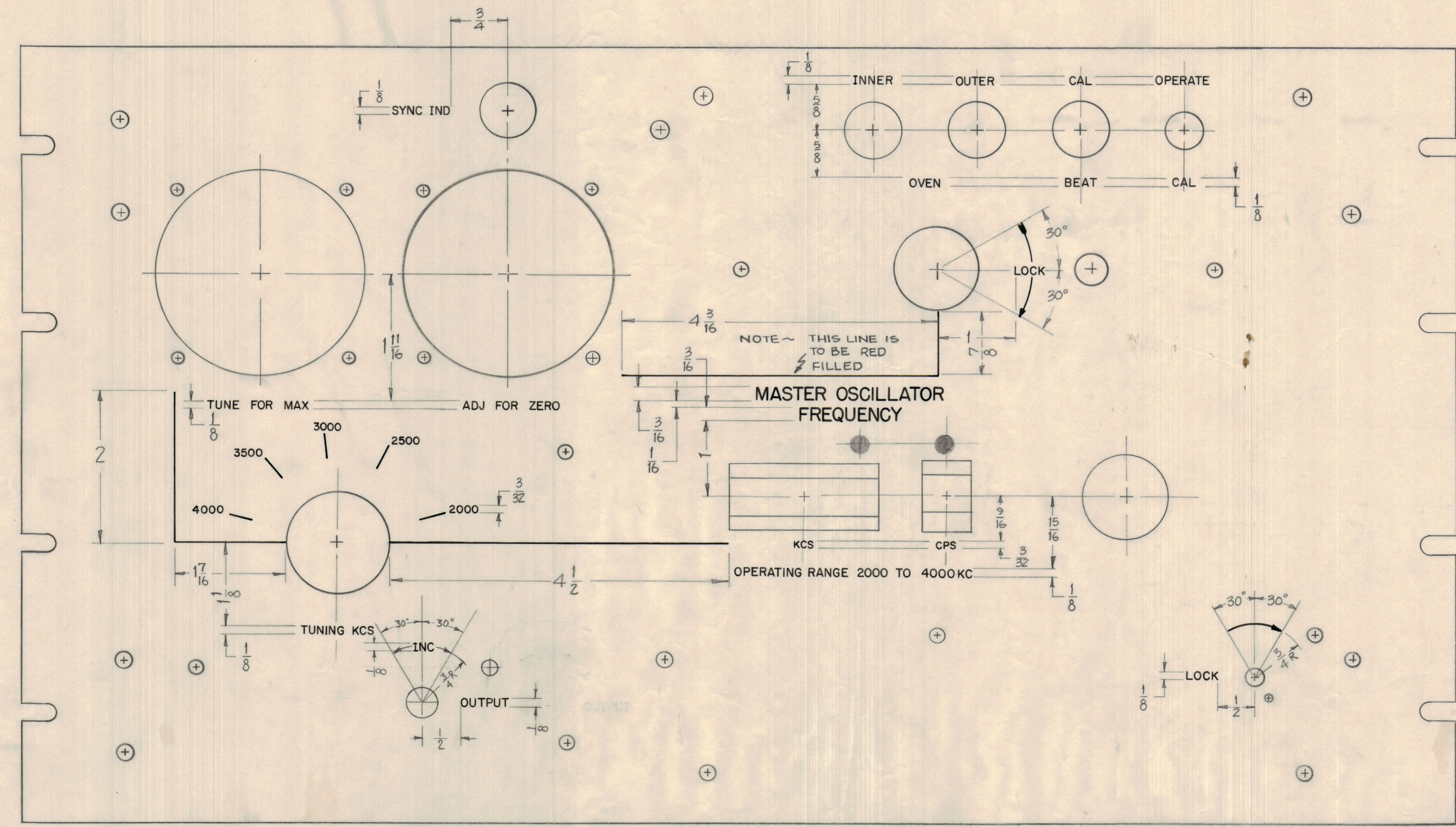
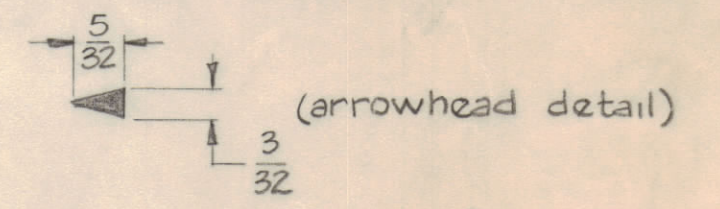


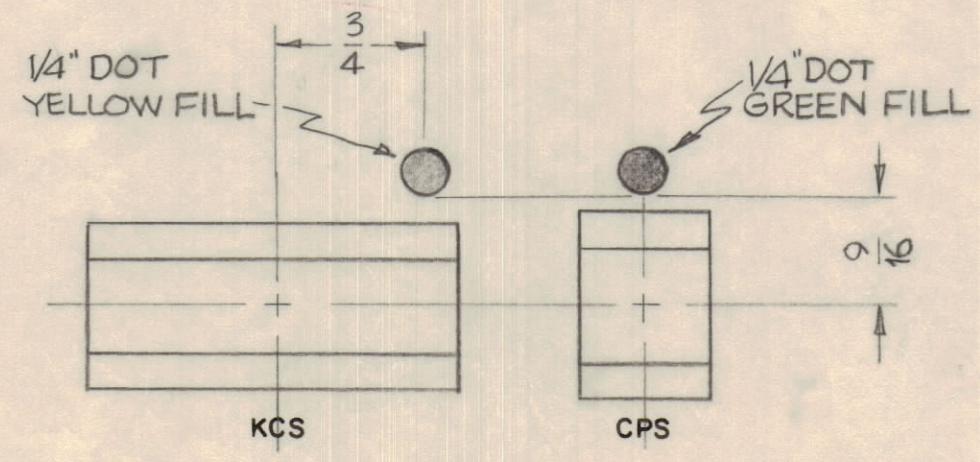
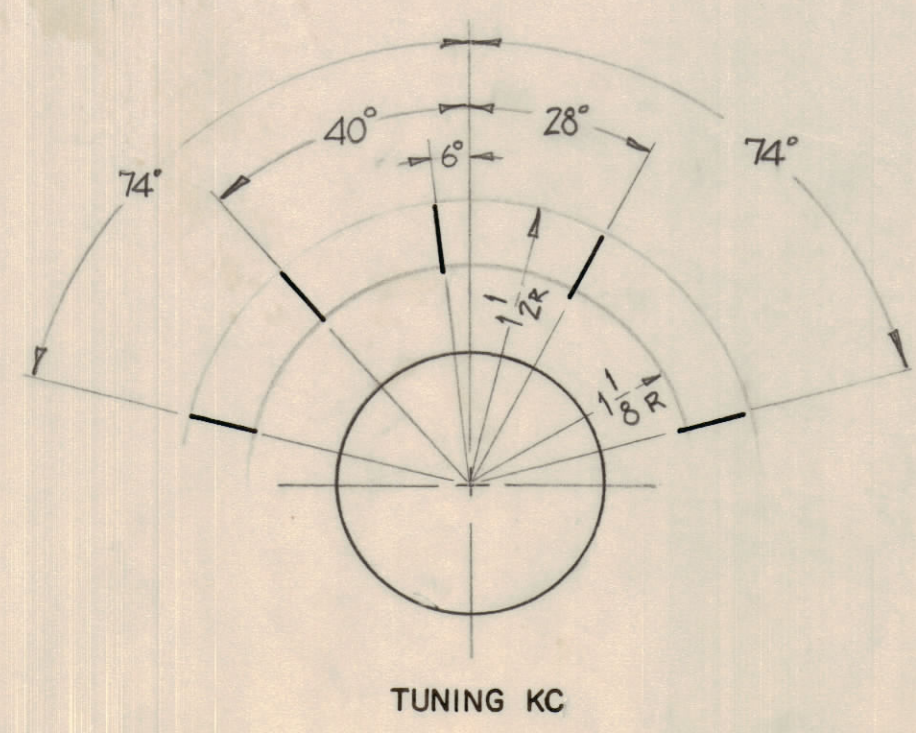
NOTE TO PERSONS RECEIVING THIS DRAWING  
 THE TECHNICAL MATERIEL CORPORATION claims proprietary right in the material disclosed herein. This drawing is issued in confidence for engineering information only and may not be reproduced or used to manufacture anything shown hereon without permission from THE TECHNICAL MATERIEL CORPORATION to the user. This drawing is loaned for mutual assistance and is subject to recall at any time.  
 Property of:  
 THE TECHNICAL MATERIEL CORPORATION  
 MAMARONECK, NEW YORK



- UNLESS OTHERWISE SPECIFIED
- 1~ ALL LINES TO BE WHITE FILLED EXCEPT WHERE OTHERWISE SPECIFIED
  - 2~ ALL LETTERING GROUPS TO BE CENTERED ON HOLES
  - 3~ ENGRAVING TO BE GOTHIC WHITE FILLED SIZES SHOWN ON CHART.
  - 4~ ALL ARROWHEADS TO BE WHITE FILLED



HEIGHT OF LETTER	DEPTH OF STROKE	WIDTH OF STROKE
1/8	.010	.020
3/32	.010	.015
3/16	.010	.025
DOTS	.010	1/4" DIA
LINES	.010	.015
ARROWHEADS	.010	--



NOTE ~ THIS DWG. FOR TEMPORARY USE UNTIL STOCK IS DEPLETED. FOR NEW ENGRAVING PRINT, USE DWG. NO. LD-766, SEE EMN\*2699.

ISSUE NO.	ZONE	DESCRIPTION	DATE	CH. NO.	DRAFTS	CHECKER	ENG. APP.
B	1	NOTE ADDED	8/18/60	2700	500	WFB	WFB
A	CS	OUTPUT + INC RELOCATED	4/12/60	—	WF	WFB	WFB

TOLERANCES  
 DEC. DIM. ±  
 FRAC. DIM. ±  
 ANGULAR DIM. ±

SCALE:  
 MAXIMUM ALLOWABLE TOLERANCES HAVE BEEN DETERMINED AND ANY DEVIATIONS WILL BE CAUSE FOR REJECTION. REMOVE ALL BURRS AND SHARP EDGES

REF: LD-716 MS-2133

REQ. ITEM	PART NO.	DESCRIPTION	SYMBOL
		THE TECHNICAL MATERIEL CORP. MAMARONECK, NEW YORK	
STOCK SIZE		ENGRAVING, FRONT PANEL	
MATERIAL		CMO-Z	
TYPE & TEMPER			
HEAT TREAT. SPEC.			
FINISH & SPEC. NO.			

REQ. PER UNIT	MODEL	SECTION	ASSY. NO.	DATE
1	CMO-Z			3-10-60

USED ON