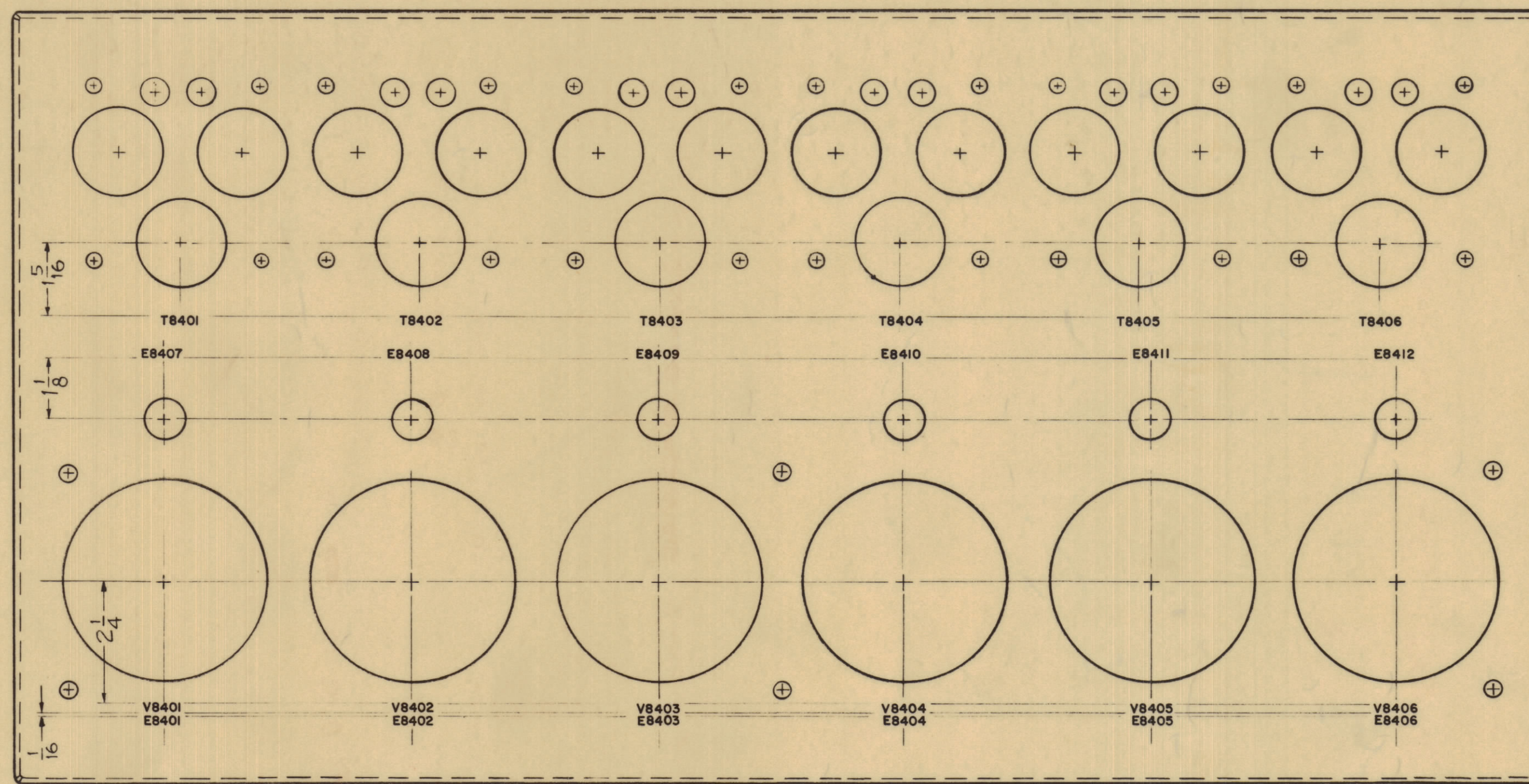
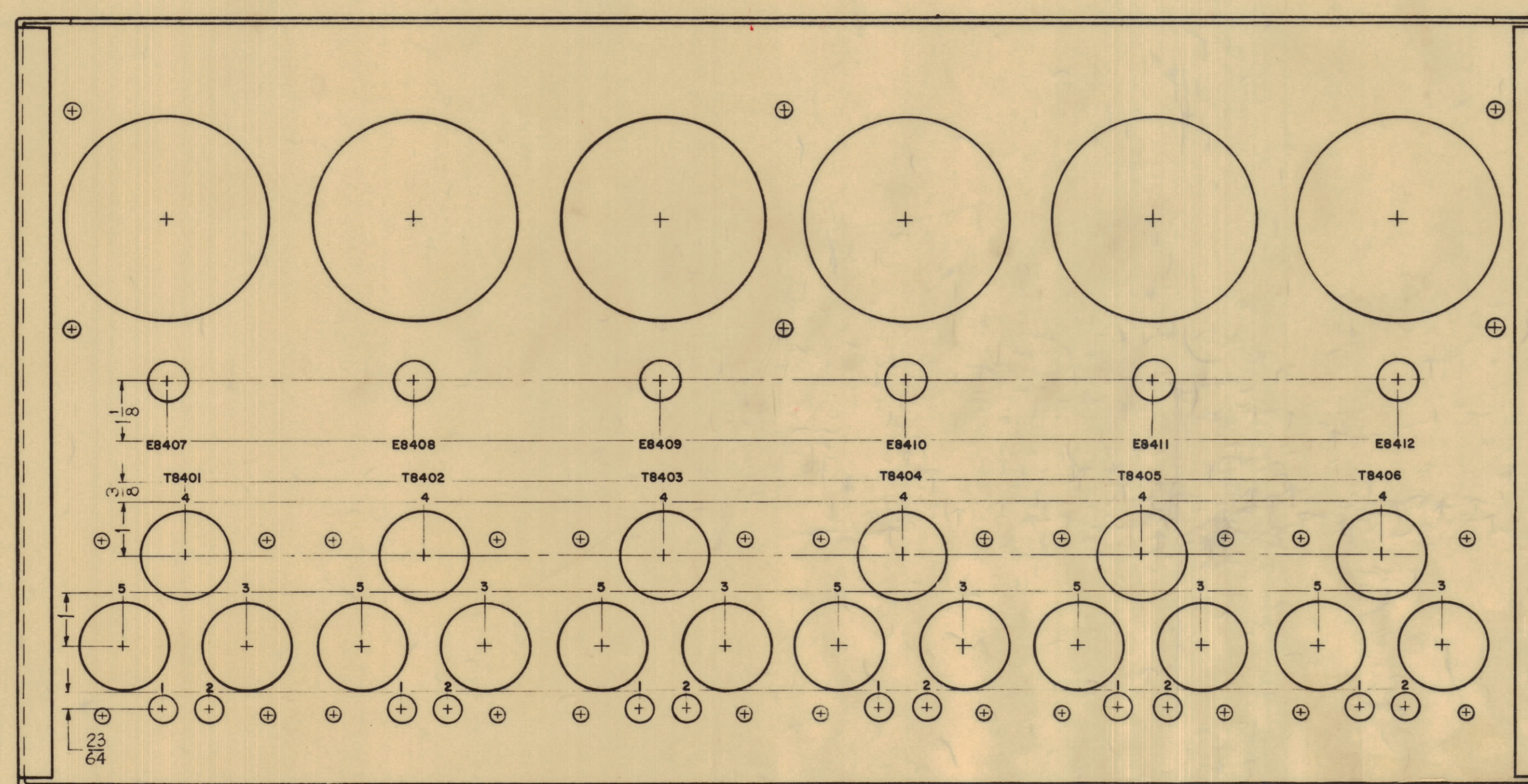



IF IT IS FOUND DESIRABLE TO CHANGE ANY TOLERANCE OR OTHER DETAIL SPECIFIED ON THIS DRAWING NOTIFY THE PURCHASER PROMPTLY.
 MAXIMUM ALLOWABLE TOLERANCES HAVE BEEN DETERMINED AND DEVIATIONS WILL BE CAUSE FOR REJECTION. REMOVE ALL BURRS AND SHARP EDGES.

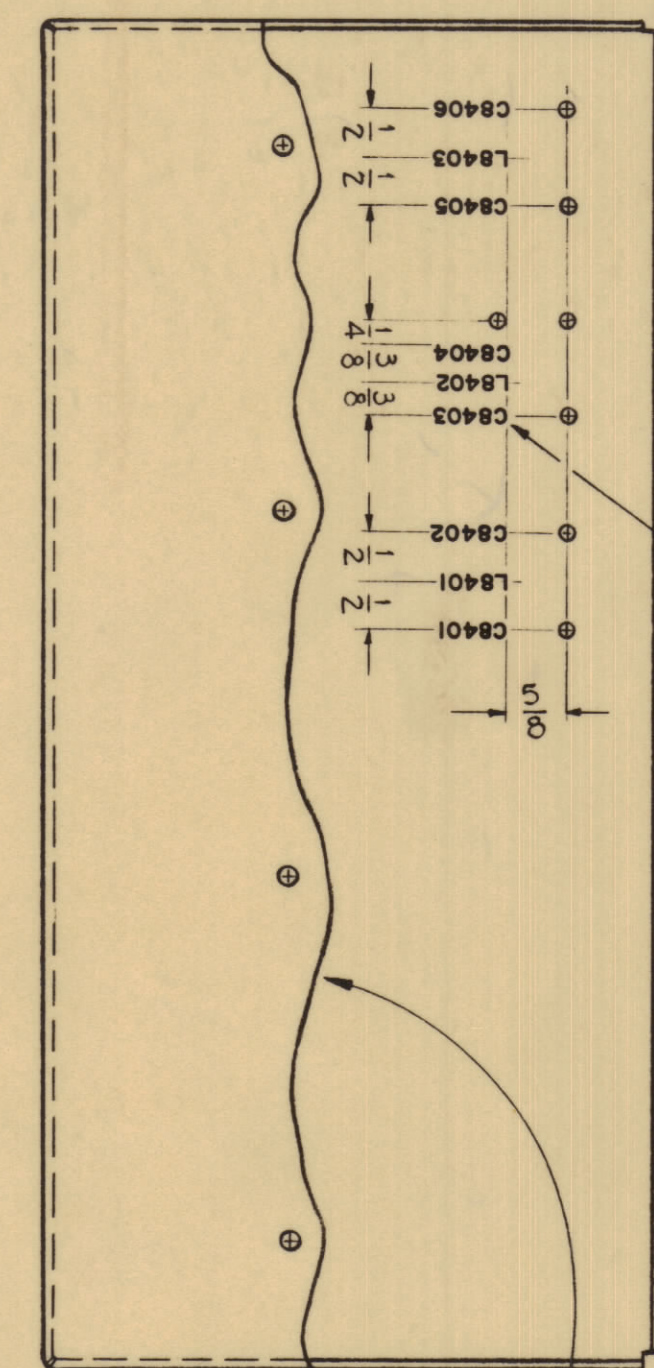
NOTICE TO PERSONS RECEIVING THIS DRAWING
 THE TECHNICAL MATERIEL CORPORATION claims proprietary right in the material disclosed herein. This drawing is issued in confidence for engineering information only and may not be reproduced or used to manufacture anything shown hereon without permission from THE TECHNICAL MATERIEL CORPORATION to the user. This drawing is loaned for mutual assistance and is subject to recall at any time.
 Property of:
 THE TECHNICAL MATERIEL CORPORATION
 MAMARONECK, NEW YORK



TOP VIEW



BOTTOM VIEW



RIGHT SIDE VIEW

LETTERING SHOWN ON INTERIOR OF LEFT LIP.

PORTION OF RIGHT SIDE LIP REMOVED TO SHOW LETTERING

NOTE - ALL LETTERING 1/8 HIGH BLACK GOTHIC.

MARKING PROCESS: AS PER T.M.C SPECIFICATION S-727

LD-664

ISSUE	ITEM	CHANGED FROM	DATE	CN. NO.	DRAFTS	CHECKER	ENG. APP.
TOLERANCES		SCALE: 1/2 (Do Not Scale)					
ALL OTHERS		DRILL, PUNCH, COMMERCIAL STOCK SIZES AND MANUFACTURERS TOLERANCES ARE NOT INCLUDED.					

REQ PER UNIT	AP-105	GPT 40K	1-12-60
	MODEL	PROJECT NO.	DATE
		ASSY. NO.	
	USED ON		

REF ~ MS-1932

REQ. ITEM	PART NO.	DESCRIPTION	SYMBOL
		THE TECHNICAL MATERIEL CORP. MAMARONECK, NEW YORK	
		LETTERING, MAIN CHASSIS	
		John C. Biele	
		DRAWN	ELEC. DES. APP.
		CHECKED	MECH. DES. APP.
			FINAL APPROVAL
			LD-664