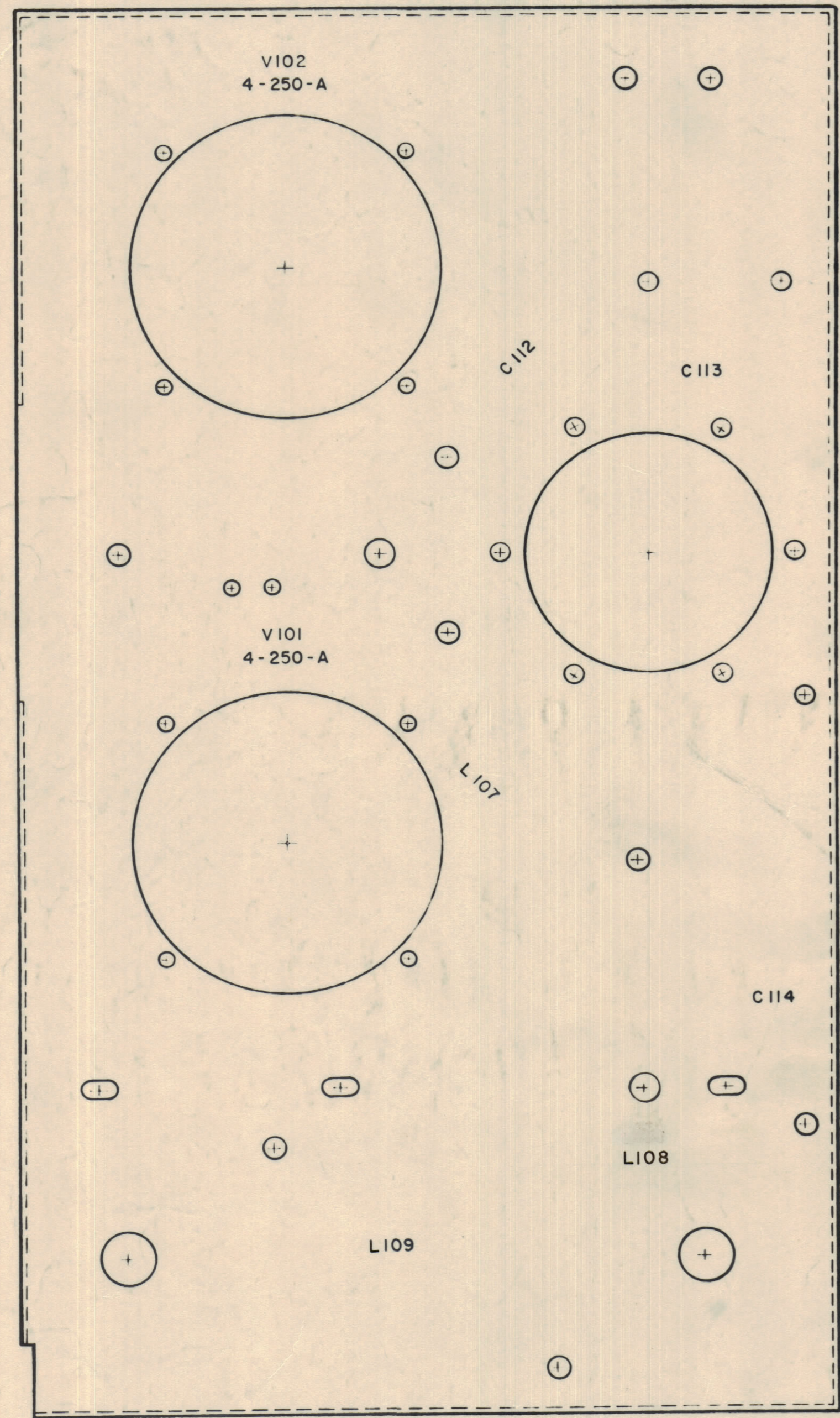
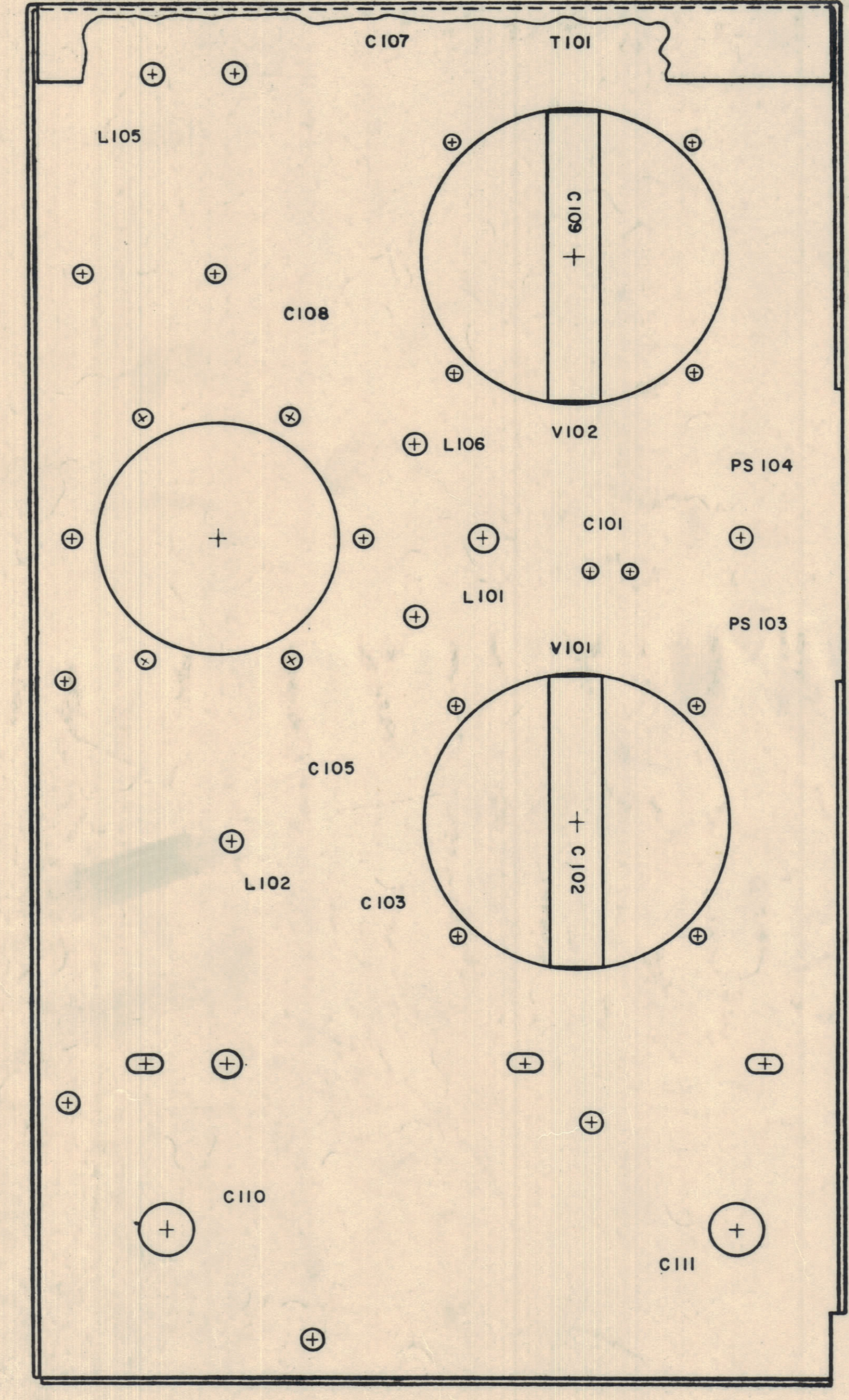



IF IT IS FOUND DESIRABLE TO CHANGE ANY TOLERANCE OR OTHER DETAIL SPECIFIED ON THIS DRAWING NOTIFY THE PURCHASER PROMPTLY.
 MAXIMUM ALLOWABLE TOLERANCES HAVE BEEN DETERMINED AND DEVIATIONS WILL BE CAUSE FOR REJECTION.
 REMOVE ALL BURRS AND SHARP EDGES

NOTICE TO PERSONS RECEIVING THIS DRAWING
 THE TECHNICAL MATERIEL CORPORATION claims proprietary right in the material disclosed hereon. This drawing is issued in confidence for engineering information only and may not be reproduced or used to manufacture anything shown hereon without permission from THE TECHNICAL MATERIEL CORPORATION to the user. This drawing is loaned for mutual assistance and is subject to recall at any time.
 Property of:
 THE TECHNICAL MATERIEL CORPORATION
 MAMARONECK, NEW YORK



TOP VIEW



BOTTOM VIEW

ALL LETTERING 1/8 HIGH BLACK GOTHIC.

MARKING PROCESS: AS PER T.M.C SPECIFICATION S-727

REV	DESCRIPTION	DATE	BY	CHECKED	APP.
A	L108 Relocated	11-14-59	5839	SL	
ISSUE	CHANGED FROM	DATE	CN. NO.	DRAFTS	CHECKER
ALL OTHERS	DEC. DIM. ± FRAC. DIM. ± ANGULAR DIM. ±	SCALE: DRILL, PUNCH, COMMERCIAL STOCK SIZES AND MANUFACTURERS TOLERANCES ARE NOT INCLUDED.			

1	RTF-2	POW ₂ /AMP.	PROJECT NO.	1-18-59
REQ PER UNIT	MODEL	PROJECT NO.	ASS'Y. NO.	DATE
USED ON				

REQ. ITEM	PART NO.	DESCRIPTION	SYMBOL
REF-TMC DWG M5-1409			
THE TECHNICAL MATERIEL CORP. MAMARONECK, NEW YORK			
LETTERING FINAL CHASSIS			
R. F.			
JOHN C. BIELE			
DRAWN			
ELEC. DES. APP.			
CHECKED			
FINAL APPROVAL			
LD-493A			

LD-493A