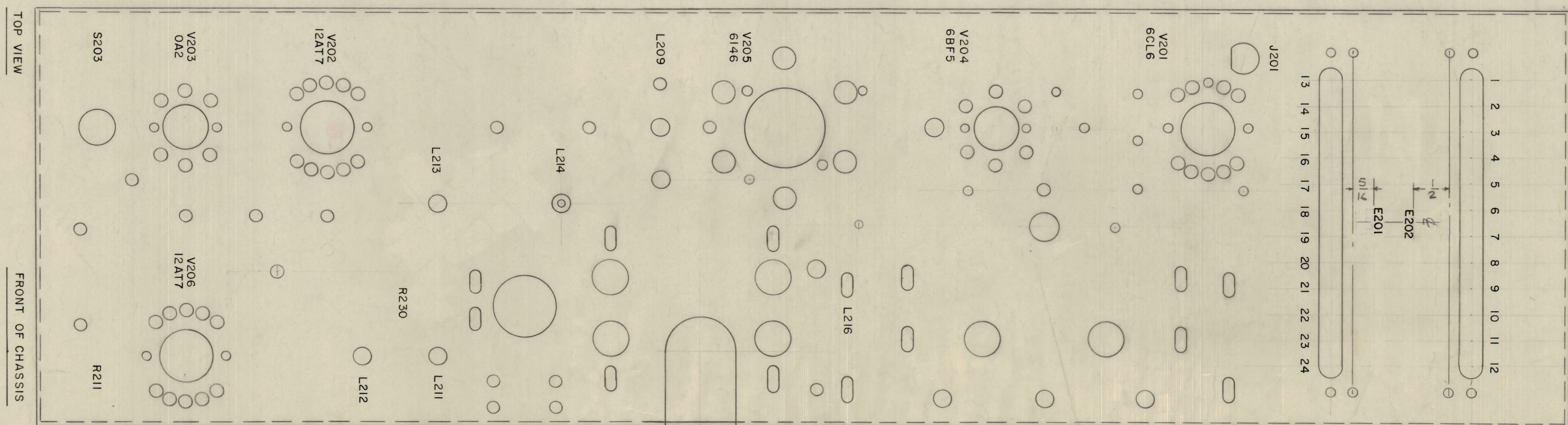

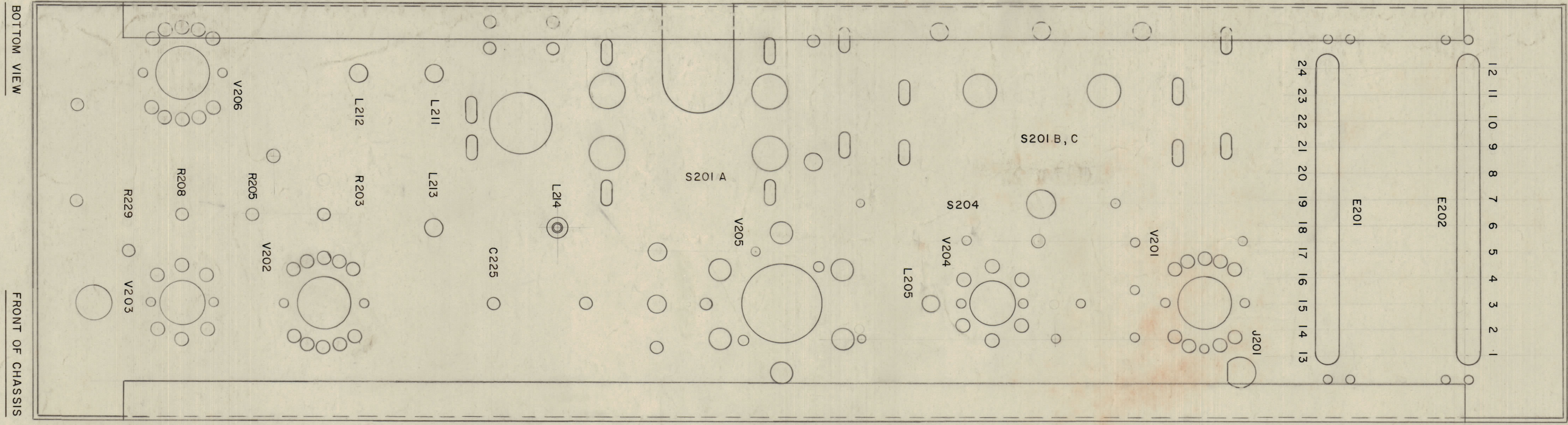


IF IT IS FOUND DESIRABLE TO CHANGE ANY TOLERANCE OR OTHER DETAIL SPECIFIED ON THIS DRAWING NOTIFY THE PURCHASER PROMPTLY.
 MAXIMUM ALLOWABLE TOLERANCES HAVE BEEN DETERMINED AND DEVIATIONS WILL BE CAUSE FOR REJECTION. REMOVE ALL BURRS AND SHARP EDGES

NOTICE TO PERSONS RECEIVING THIS DRAWING

THE TECHNICAL MATERIEL CORPORATION claims proprietary right in the material disclosed herein. This drawing is issued in confidence for engineering information only and may not be reproduced or used to manufacture anything shown hereon without permission from THE TECHNICAL MATERIEL CORPORATION to the user. This drawing is loaned for mutual assistance and is subject to recall at any time.

Property of:
 THE TECHNICAL MATERIEL CORPORATION
 MAMARONECK, NEW YORK



NOTE: LETTERING TO BE 1/8 HIGH BLACK GOTHIC STAMPING TO BE DONE AFTER ASSEMBLY OF COMPONENTS.
 MARKING PROCESS: AS PER T M C SPECIFICATION S-727

REF: MS-1391

REQ. ITEM	PART NO.	DESCRIPTION	SYMBOL
		THE TECHNICAL MATERIEL CORP. MAMARONECK, NEW YORK	
		CHASSIS LETTERING	
		MULTIPLIER	
		12-5-58	
		DRAWN	ELEC. DES. APP.
		CHECKED	MECH. DES. APP.
		HEAT TREAT. SPEC.	
		FINISH & SPEC. NO.	

ISSUE ITEM	CHANGED FROM	DATE	CN. NO.	DRAFTS	CHECKER	ENG. APP.
A	E201, E202 RELOCATED, TOP VIEW	3-23-60	10002			

TOLERANCES: DEC. DIM. ±, FRAC. DIM. ±, ANGULAR DIM. ±

SCALE: DRILL PUNCH, COMMERCIAL STOCK SIZES AND MANUFACTURERS TOLERANCES ARE NOT INCLUDED.

REQ. PER UNIT	MODEL	PROJECT NO.	ASSY. NO.	DATE
1	RTF-2			12-5-58

LD-475 A