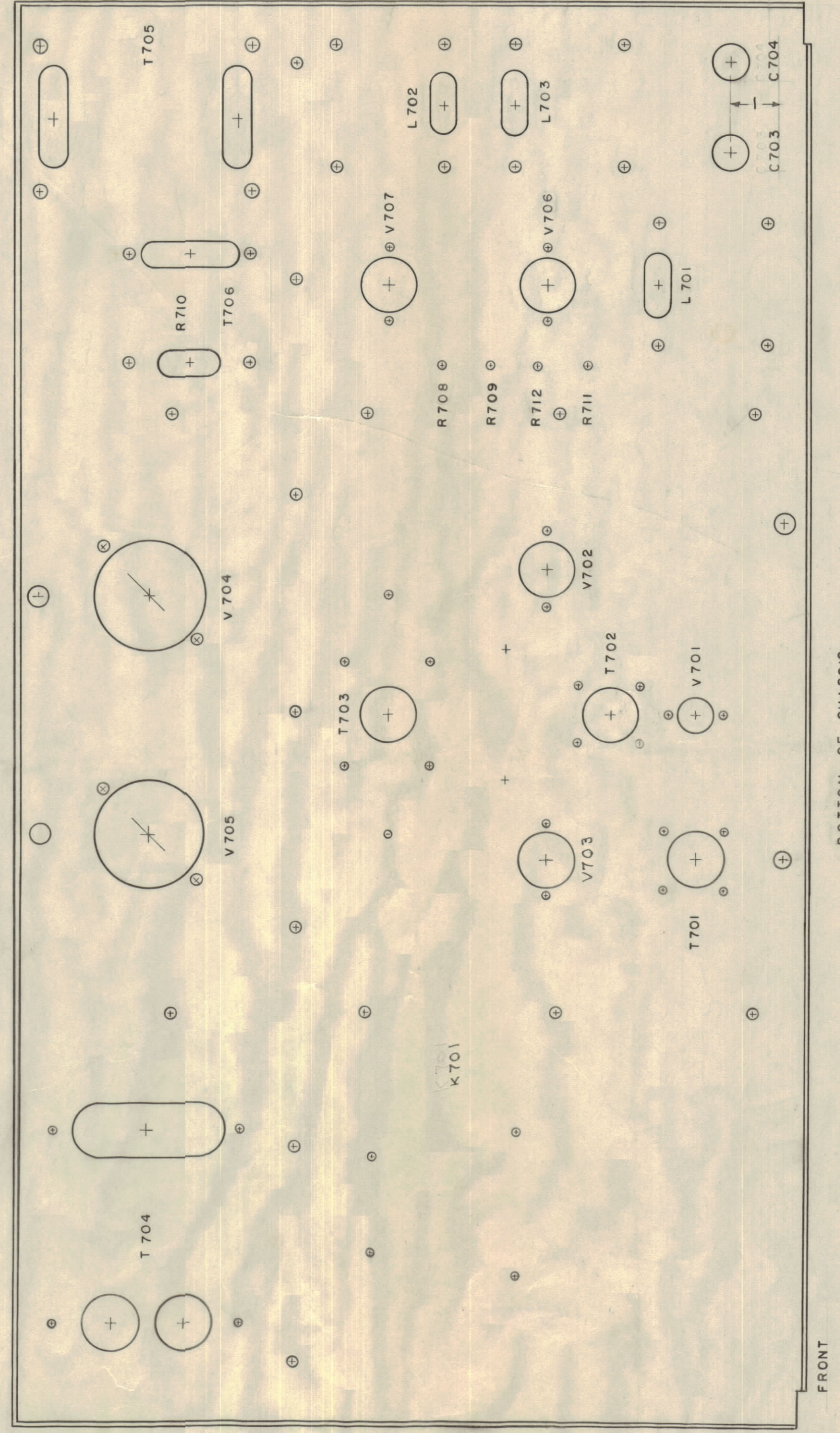

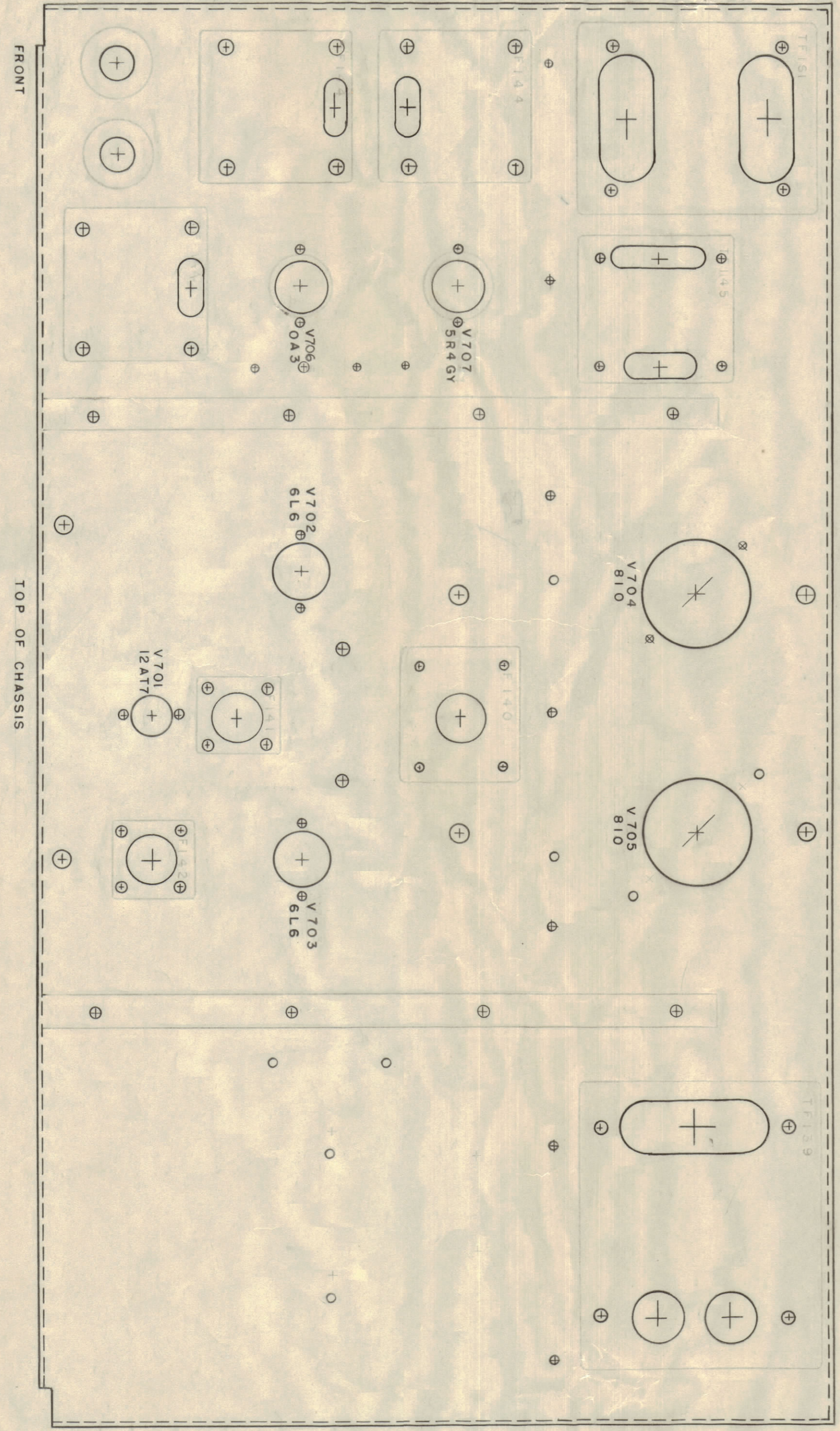


IF IT IS FOUND DESIRABLE TO CHANGE ANY TOLERANCE OR OTHER DETAIL SPECIFIED ON THIS DRAWING NOTIFY THE PURCHASER PROMPTLY.
 MAXIMUM ALLOWABLE TOLERANCES HAVE BEEN DETERMINED AND DEVIATIONS WILL BE CAUSE FOR REJECTION. REMOVE ALL BURRS AND SHARP EDGES

NOTICE TO PERSONS RECEIVING THIS DRAWING
 THE TECHNICAL MATERIEL CORPORATION claims proprietary right in the material disclosed hereon. This drawing is issued in confidence for engineering information only and may not be reproduced or used to manufacture anything shown hereon without permission from THE TECHNICAL MATERIEL CORPORATION to the user. This drawing is loaned for mutual assistance and is subject to recall at any time.
 Property of:
 THE TECHNICAL MATERIEL CORPORATION
 MAMARONECK, NEW YORK



LETTERS AND NUMERALS TO BE 1/8 HIGH BLACK GOTHIC. THIS DRAWING IS TO BE USED AS A GUIDE IN THE ASSEMBLY OF COMPONENTS.

B	1	C 703 & C 704 RELOCATED	6-24-41	5160	6 DL	RU	
A	1	Components & T.F. Part Nos. Deleted	3-28-64	4490	RU		
ISSUE	ITEM	CHANGED FROM	DATE	CH. NO.	DRAFTS	CHECKER	ENG. APP.
TOLERANCES							
ALL OTHERS		DEC. DIM. ±	DRILL, PUNCH, COMMERCIAL STOCK SIZES AND MANUFACTURERS TOLERANCES ARE NOT INCLUDED.				
		FRAC. DIM. ±					
		ANGULAR DIM. ±					

REQ. PER UNIT	MODEL	PROJECT NO.	ASSY. NO.	DATE
1	RTM-2			10-20-58
USED ON				

REQ. ITEM	PART NO.	DESCRIPTION	SYMBOL
THE TECHNICAL MATERIEL CORP. MAMARONECK, NEW YORK			
STAMPING, MODULATOR CHASSIS			
MATERIAL	WEIGHT PER PC.	J.C. BIELE	
TYPE & TEMPER	DRAWN		
HEAT TREAT. SPEC.	ELEC. DES. APP.		
	MECH. DES. APP.		
	CHECKED		
	FINAL APPROVAL		
FINISH & SPEC. NO.			LD-481

LD481 A