

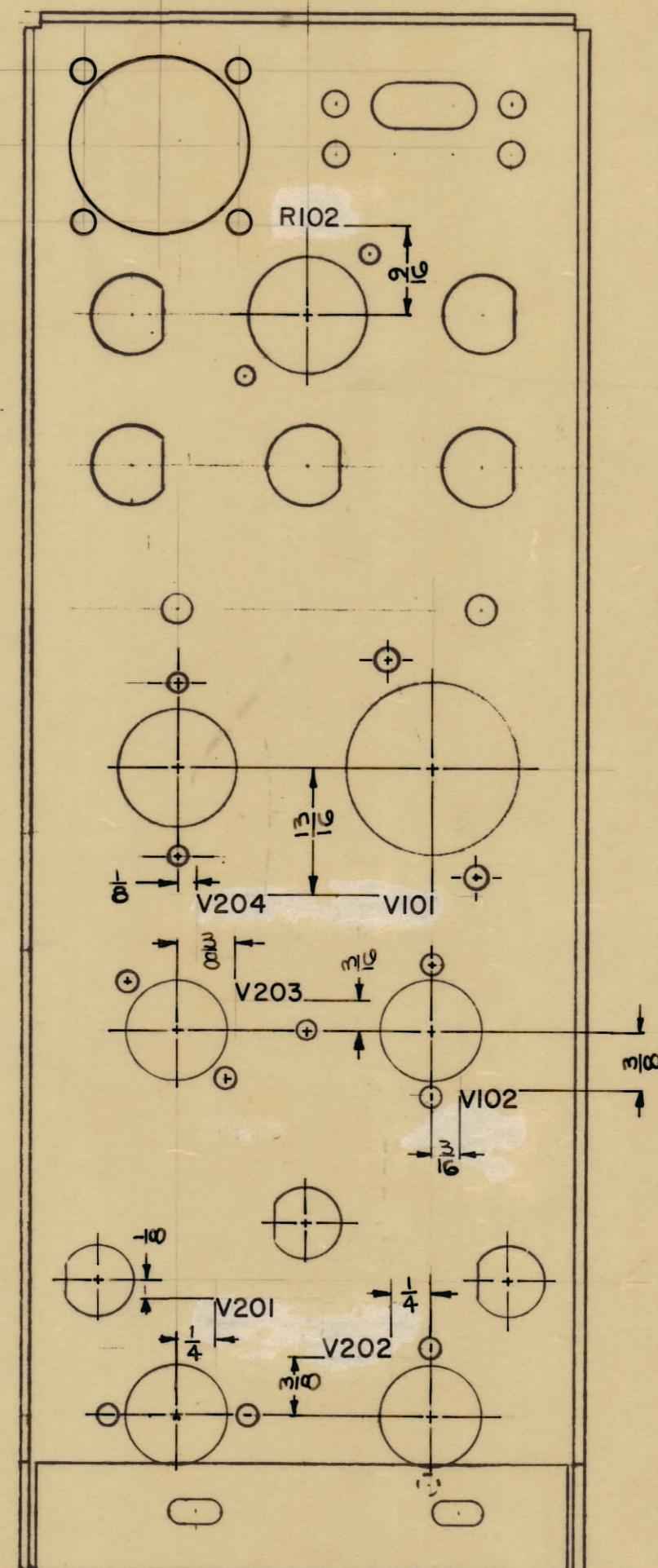

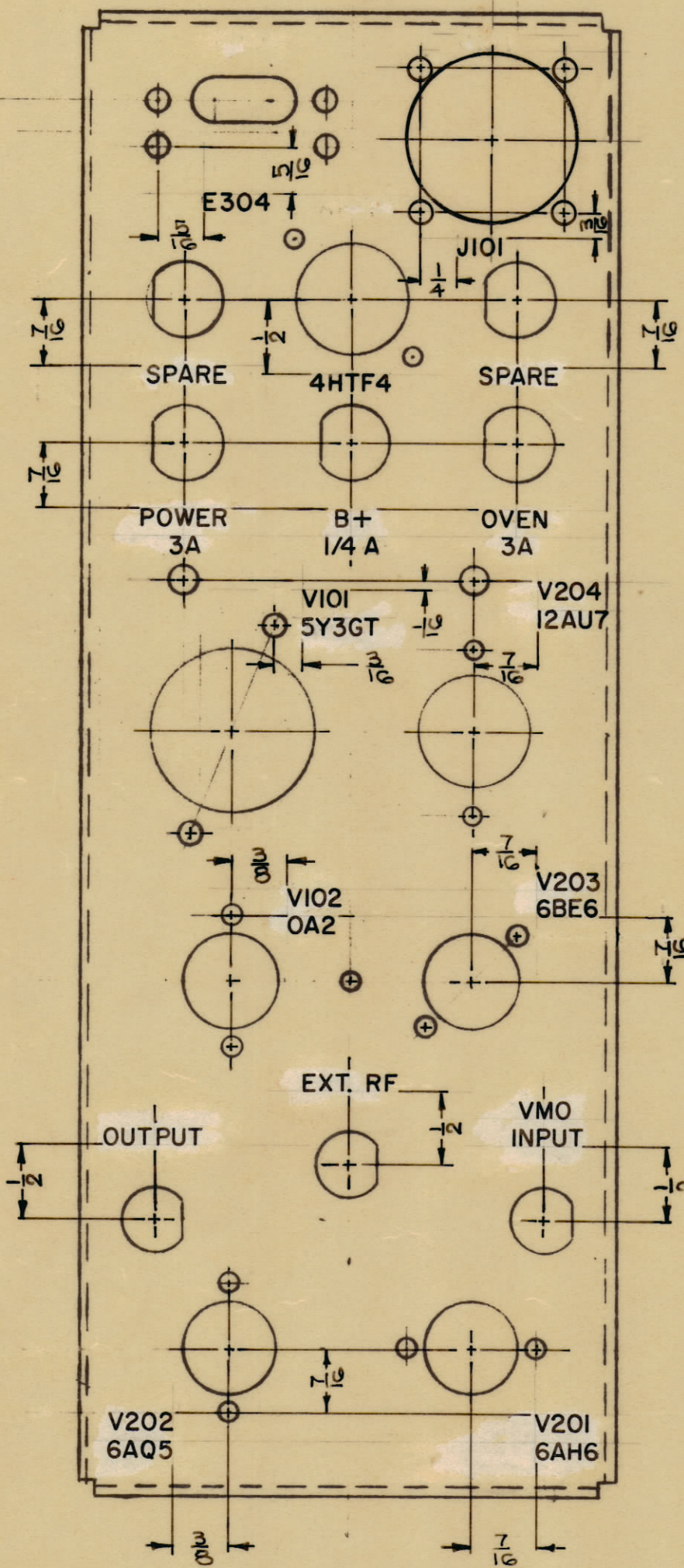
IF IT IS FOUND DESIRABLE TO CHANGE ANY TOLERANCE OR OTHER DETAIL SPECIFIED ON THIS DRAWING NOTIFY THE PURCHASER PROMPTLY.

MAXIMUM ALLOWABLE TOLERANCES HAVE BEEN DETERMINED AND DEVIATIONS WILL BE CAUSE FOR REJECTION. REMOVE ALL BURRS AND SHARP EDGES

NOTICE TO PERSONS RECEIVING THIS DRAWING

THE TECHNICAL MATERIEL CORPORATION claims proprietary right in the material disclosed hereon. This drawing is issued in confidence for engineering information only and may not be reproduced or used to manufacture anything shown hereon without permission from THE TECHNICAL MATERIEL CORPORATION to the user. This drawing is loaned for mutual assistance and is subject to recall at any time.

Property of:
THE TECHNICAL MATERIEL CORPORATION
MAMARONECK, NEW YORK



LD-410 C

UNLESS OTHERWISE SPECIFIED

- MARKING PROCESS PER TMC SPECIFICATION S-727.
- ALL LETTERING 1/8 HIGH BLACK GOTHIC.
- SPACING BETWEEN LETTERING GROUPS TO BE 1/16 (EXAMPLE $\begin{matrix} XXX \\ \text{---} \\ XXX \end{matrix} \begin{matrix} \uparrow \\ \text{---} \\ \downarrow \end{matrix} \frac{1}{16}$)

REF. - TMC #A-806

C	1	DN PICT. V101, 5Y3 WAS V101, 3Y3.	12-1-64	13022	R.S.	
B	2	V203, E304, J101, 4HTF4 RELOCATED LOCATING DIMS ADDED	11-13-63	10297		
A	1	Redrawn - REVISED	11/6/59	1406		
ISSUE ITEM	CHANGED FROM	DATE	CN. NO.	DRAFTS	CHECKER	ENG. APP.
TOLERANCES		SCALE: $\frac{1}{16}$				
ALL OTHERS	DEC. DIM. \pm FRAC. DIM. \pm ANGULAR DIM. \pm	DRILL, PUNCH, COMMERCIAL STOCK SIZES AND MANUFACTURERS TOLERANCES ARE NOT INCLUDED.				

1	REQ PER UNIT	MODEL	PROJECT NO.	ASS'Y. NO.	DATE
		PMO			6-20-58
USED ON					

REQ. ITEM	PART NO.	DESCRIPTION	SYMBOL
CPD		THE TECHNICAL MATERIEL CORP. MAMARONECK, NEW YORK	
CPD	CPD	LETTERING, MAIN CHASSIS	
MATERIAL		WEIGHT PER PC.	
		PMO	
TYPE & TEMPER		6-20-58	
CPD	CPD	DRAWN	ELEC. DES. APP. MECH. DES. APP.
CPD	CPD	CHECKED	FINAL APPROVAL
CPD	CPD	CHECKED	FINAL APPROVAL
FINISH & SPEC. NO.			
			LD-410 C