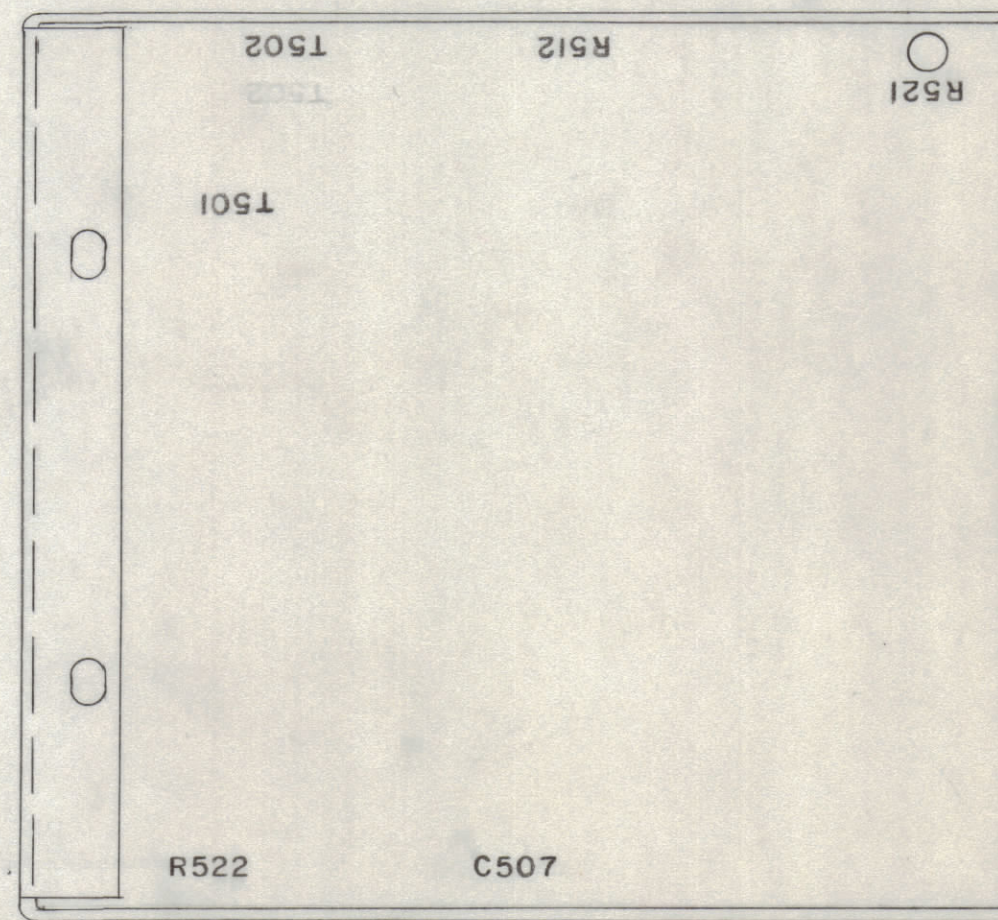
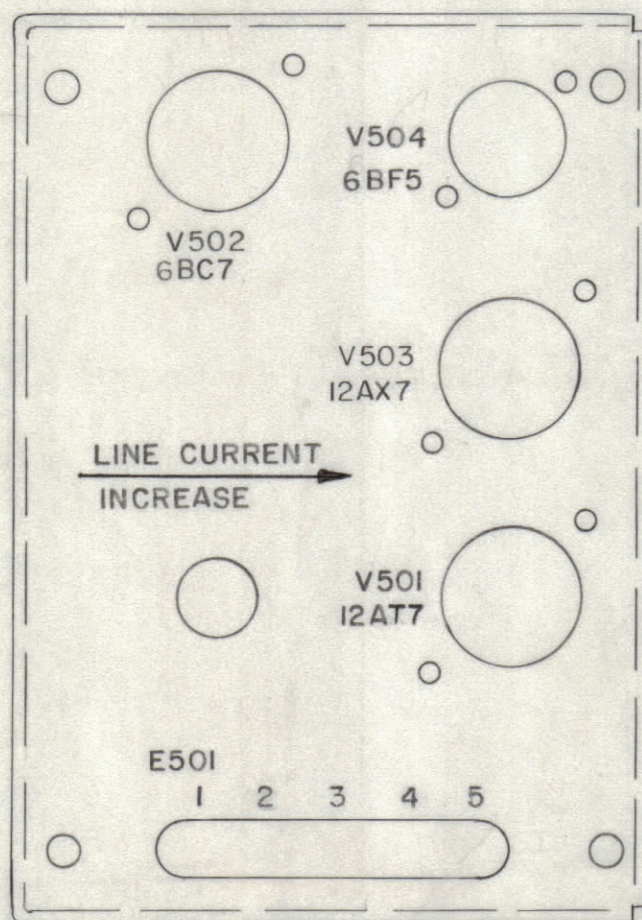
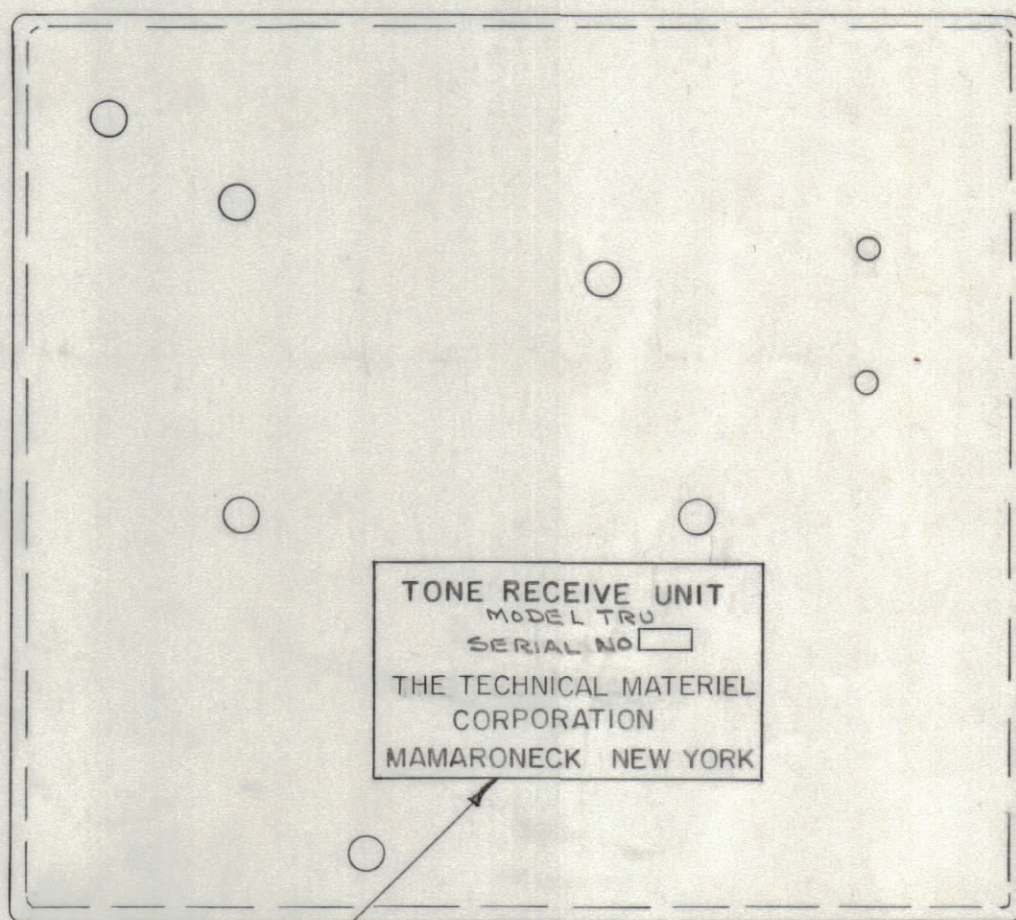
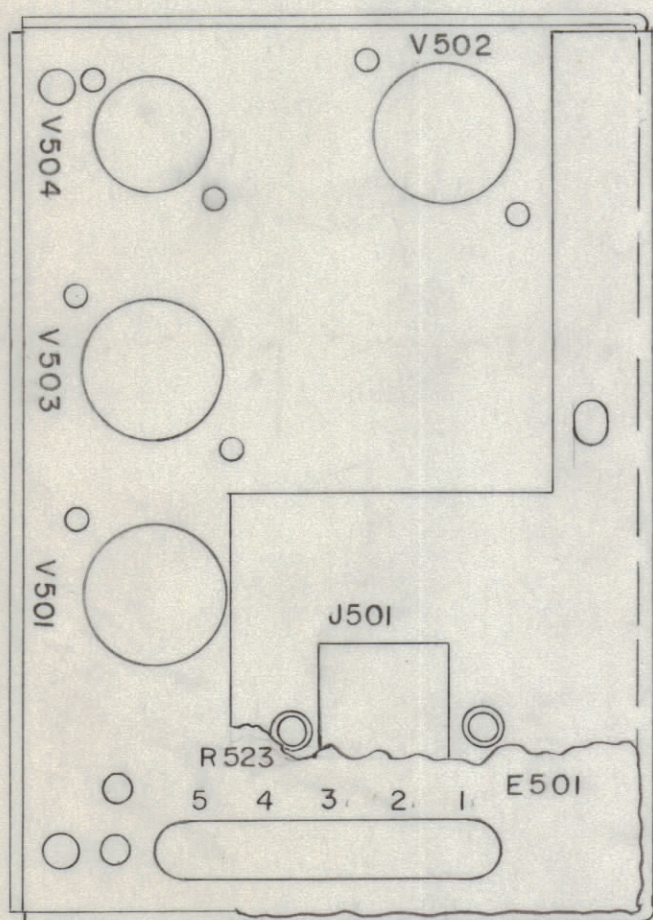



IF IT IS FOUND DESIRABLE TO CHANGE ANY TOLERANCE OR OTHER DETAIL SPECIFIED ON THIS DRAWING NOTIFY THE PURCHASER PROMPTLY.

MAXIMUM ALLOWABLE TOLERANCES HAVE BEEN DETERMINED AND DEVIATIONS WILL BE CAUSE FOR REJECTION. REMOVE ALL BURRS AND SHARP EDGES



LD-335 A

See LD-331
 Lettering to be 1/8" high Black Gothic.
 Stamping to be done after assembly of components.

NOTICE TO PERSONS RECEIVING THIS DRAWING
 THE TECHNICAL MATERIEL CORPORATION claims proprietary right in the material disclosed hereon. This drawing is issued in confidence for engineering information only and may not be reproduced or used to manufacture anything shown hereon without permission from THE TECHNICAL MATERIEL CORPORATION to the user. This drawing is loaned for mutual assistance and is subject to recall at any time.

Property of:
 THE TECHNICAL MATERIEL CORPORATION
 MAMARONECK, NEW YORK

REF. MS-1024

REQ. ITEM	PART NO.	DESCRIPTION	SYMBOL
	.064	THE TECHNICAL MATERIEL CORP. MAMARONECK, NEW YORK	
	ALUMINUM	STAMPING, MAIN CHASSIS	
	5052-H32	MODEL TRU	
	SC. 2-22-57	DRAWN	
	JAD	ELEC. DES. APP.	
	A. J. J.	MECH. DES. APP.	
	JAD	CHECKED	
		FINAL APPROVAL	
			LD-335 A

ISSUE	ITEM	CHANGED FROM	DATE	CN. NO.	DRAFTS	CHECKER	ENG. APP.
A	1	12AT7 WAS 12AX7 (Printing Error)	3/13/57	1	16	JAD	A. J. J.

TOLERANCES SCALE:

ALL OTHERS	DEC. DIM. ± FRAC. DIM. ± ANGULAR DIM. ±	DRILL, PUNCH, COMMERCIAL STOCK SIZES AND MANUFACTURERS TOLERANCES ARE NOT INCLUDED.
------------	---	---

REQ PER UNIT	MODEL	PROJECT NO.	ASSY. NO.	DATE
1	TRU			2-22-57

USED ON