
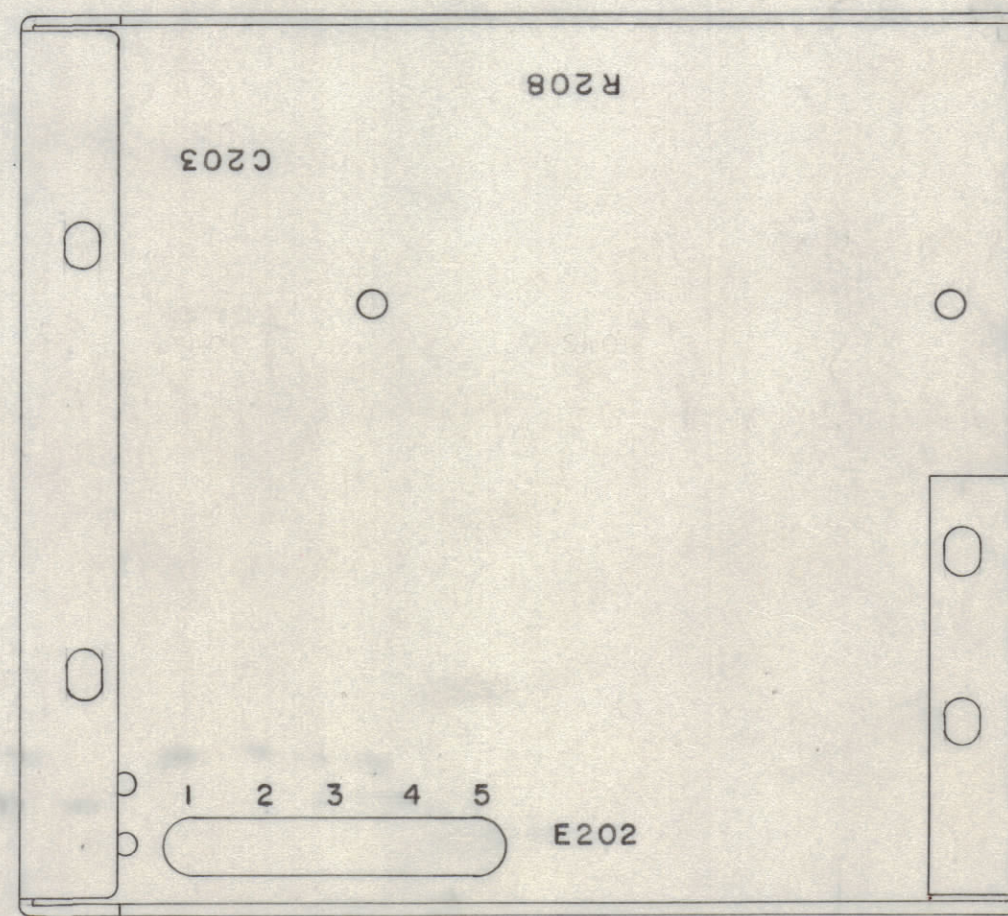
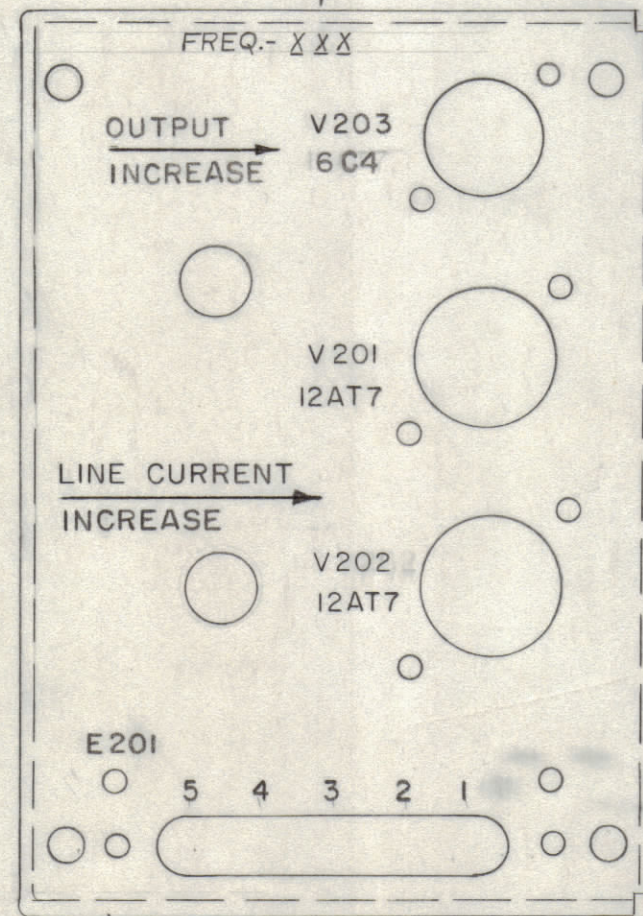
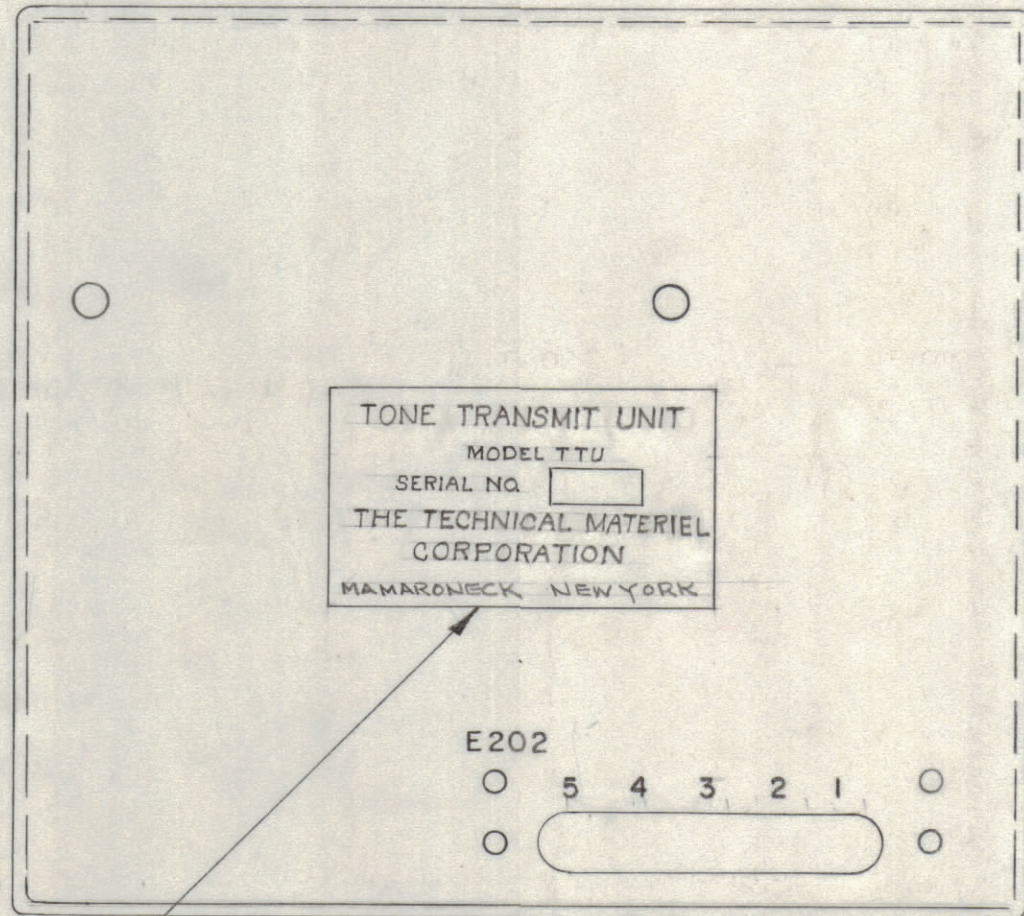
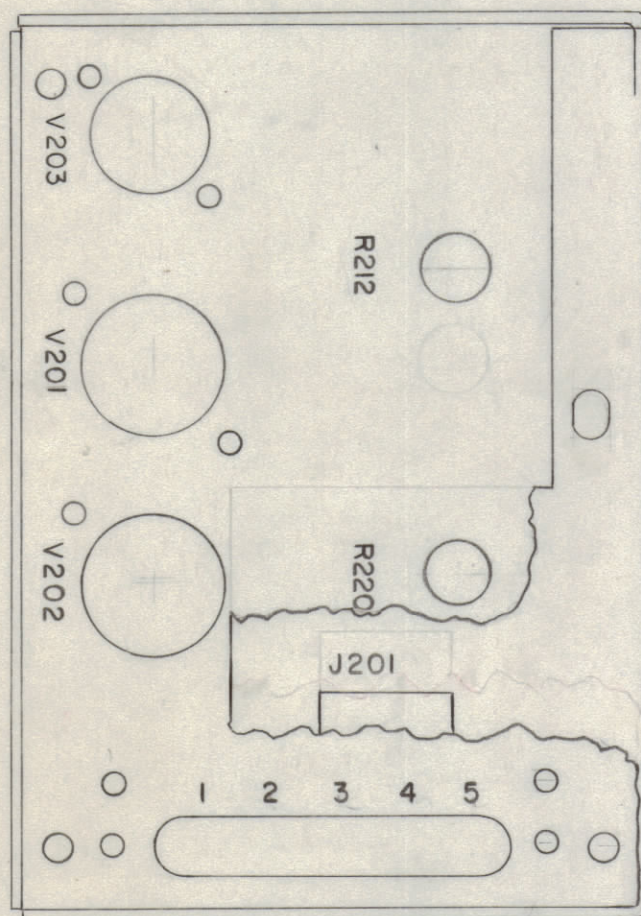


IF IT IS FOUND DESIRABLE TO CHANGE ANY TOLERANCE OR OTHER DETAIL SPECIFIED ON THIS DRAWING NOTIFY THE PURCHASER PROMPTLY.

MAXIMUM ALLOWABLE TOLERANCES HAVE BEEN DETERMINED AND DEVIATIONS WILL BE CAUSE FOR REJECTION. REMOVE ALL BURRS AND SHARP EDGES



Note - Before stamping, see NF-103 in unit for correct frequency.



LD-334 B

See LD330

Lettering to be 1/8" high Black Gothic.
Stamping to be done after the assembly of components.

NOTICE TO PERSONS RECEIVING THIS DRAWING

THE TECHNICAL MATERIEL CORPORATION claims proprietary right in the material disclosed hereon. This drawing is issued in confidence for engineering information only and may not be reproduced or used to manufacture anything shown hereon without permission from THE TECHNICAL MATERIEL CORPORATION to the user. This drawing is loaned for mutual assistance and is subject to recall at any time.

Property of:
THE TECHNICAL MATERIEL CORPORATION
MAMARONECK, NEW YORK

REF. MS-1022

B	1	FREQ. STAMP ADDED	4.4.57	2	16	ATT
A	1	6C4 WAS 12AT7	3.4.57	1	SC.	ATT
ISSUE	ITEM	CHANGED FROM	DATE	CN. NO.	DRAFTS	CHECKER
TOLERANCES			SCALE:			
ALL OTHERS	DEC. DIM. ±	FRAC. DIM. ±	ANGULAR DIM. ±	DRILL, PUNCH, COMMERCIAL STOCK SIZES AND MANUFACTURERS TOLERANCES ARE NOT INCLUDED.		

1	TTU			2-20-57
REQ PER UNIT	MODEL	PROJECT NO.	ASS'Y. NO.	DATE
				USED ON

REQ. ITEM	PART NO.	DESCRIPTION	SYMBOL
.064		THE TECHNICAL MATERIEL CORP. MAMARONECK, NEW YORK	
ALUMINUM	55	STAMPING, MAIN CHASSIS	
MATERIAL	WEIGHT PER PC.	MODEL TTU	
5052-H32		DR. 2-20-57	
TYPE & TEMPER	55	DRAWN	ELEC. DES. APP.
HEAT TREAT. SPEC.		CHECKED	FINAL APPROVAL
			LD-334 B
			FINISH & SPEC. NO.