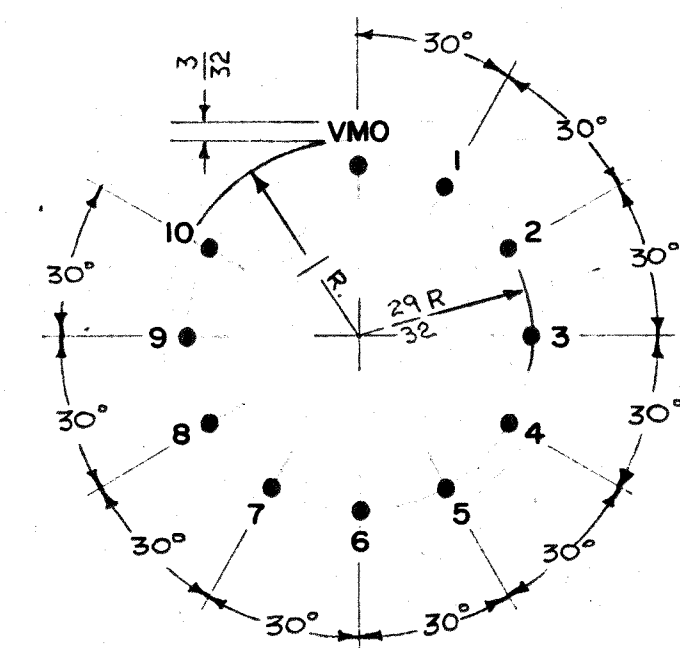
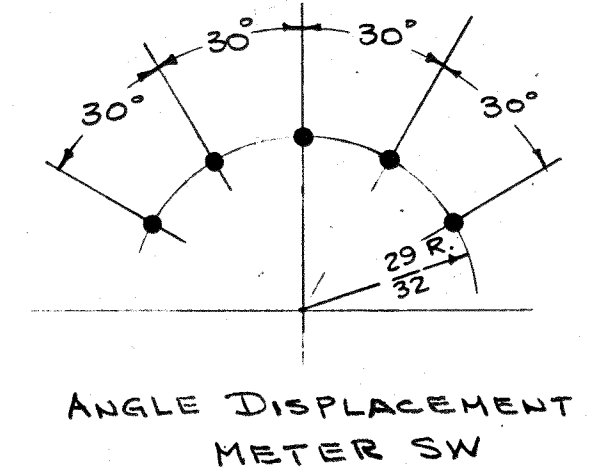
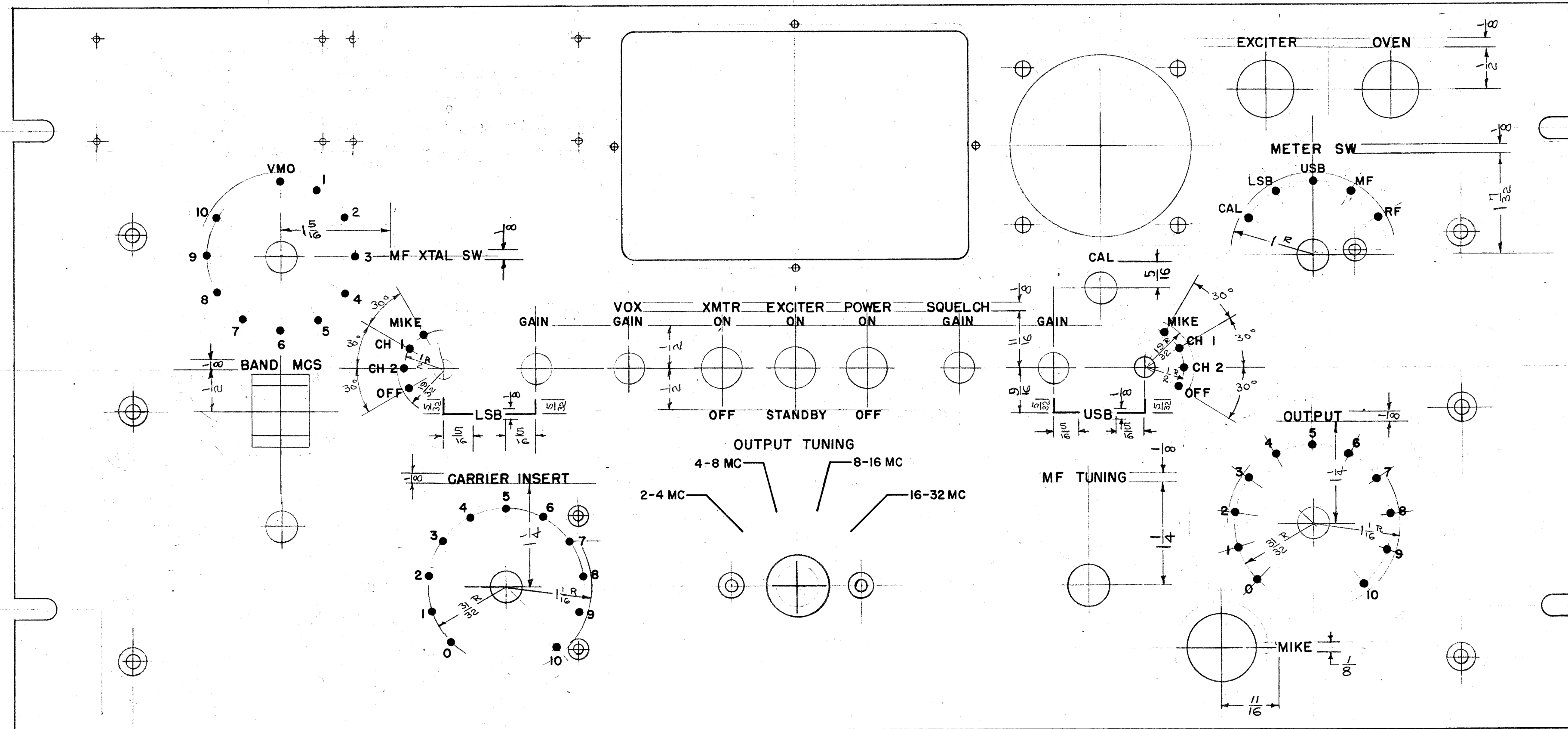


IF IT IS FOUND DESIRABLE TO CHANGE ANY TOLERANCE OR OTHER DETAIL SPECIFIED ON THIS DRAWING NOTIFY THE PURCHASER PROMPTLY.
 MAXIMUM ALLOWABLE TOLERANCES HAVE BEEN DETERMINED AND DEVIATIONS WILL BE CAUSE FOR REJECTION. REMOVE ALL BURRS AND SHARP EDGES

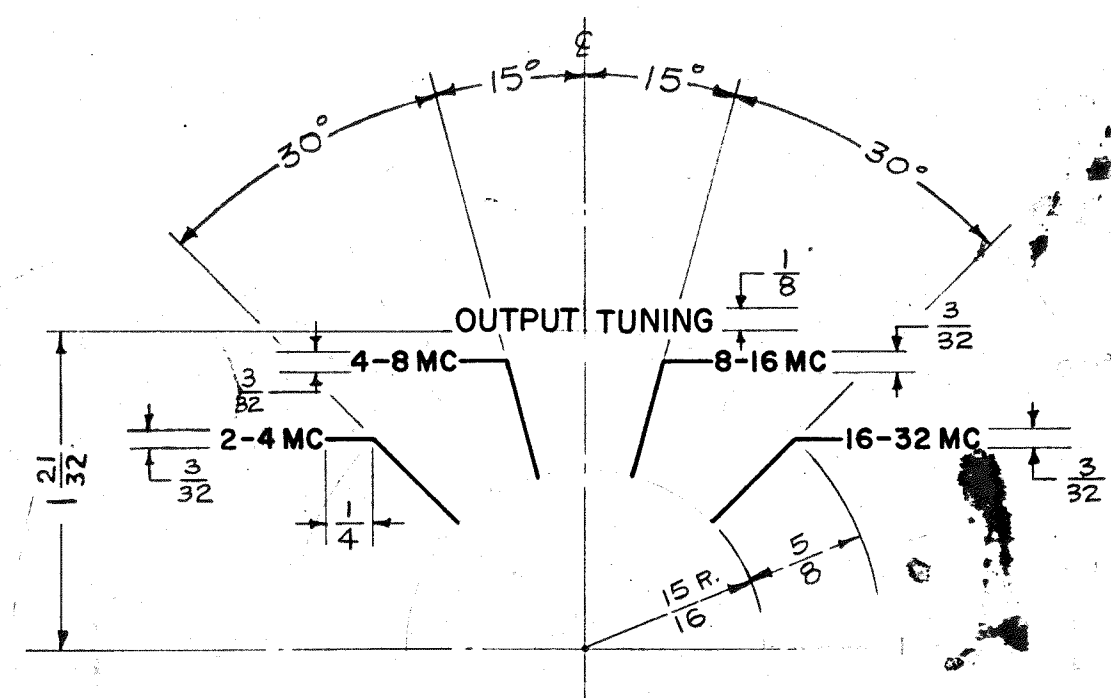
NOTICE TO PERSONS RECEIVING THIS DRAWING

THE TECHNICAL MATERIEL CORPORATION claims proprietary right in the material disclosed hereon. This drawing is issued in confidence for engineering information only and may not be reproduced or used to manufacture anything shown hereon without permission from THE TECHNICAL MATERIEL CORPORATION to the user. This drawing is loaned for mutual assistance and is subject to recall at any time.

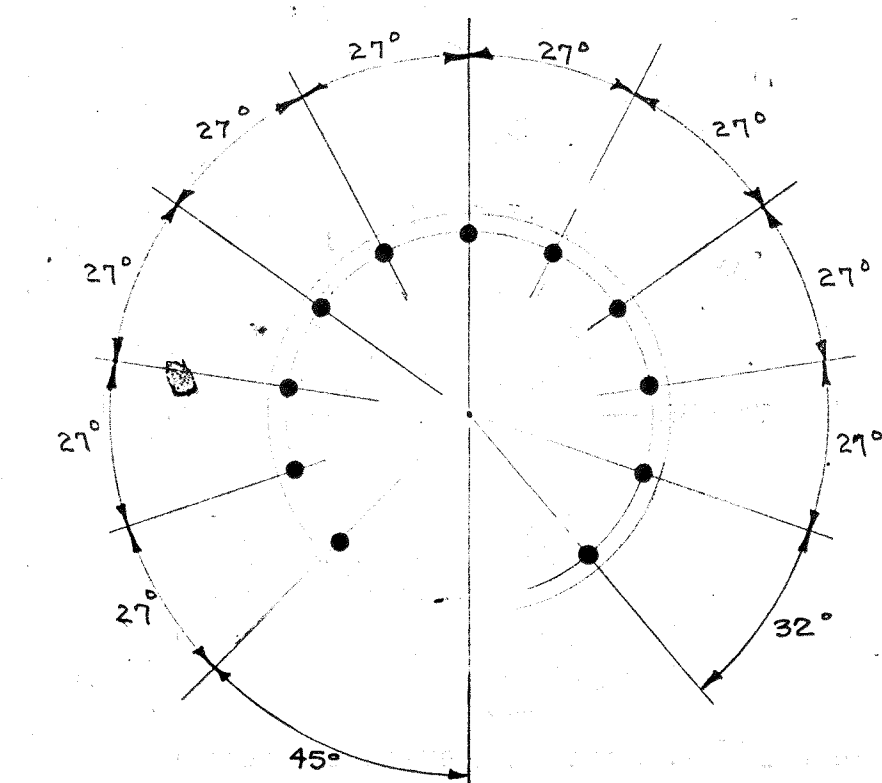
Property of:
 THE TECHNICAL MATERIEL CORPORATION
 MAMARONECK, NEW YORK



ANGLE DISPLACEMENT
 "MF XTAL SW"



ANGLE DISPLACEMENT
 "OUTPUT TUNING"



ANGLE DISPLACEMENT
 "OUTPUT & CARRIER INSERT"

NOTES:
 ALL LETTERING 3/32" HIGH UNLESS SPECIFIED OTHERWISE.
 ALL LETTERING WHITE FILLED GOTHC.
 ALL DOTS 1/16" WHITE FILLED.

LETTER HEIGHT	DEPTH OF STROKE	WIDTH OF STROKE
3/32	.010	.015
1/8	.010	.020

ISSUE	ITEM	CHANGED FROM	DATE	CN. NO.	DRAFTS	CHECKER	ENG. APP.
B	2	Pos. CAL on Meter SW	3/4/57	2	JAK	A.J.J.	
A	1	CAL WAS ZERO ADJ. ZERO ADJ. ADDED METER SW. CHG'D (POS. 4)	1/2/57	1	RB	AMB	

TOLERANCES: 1/32-1/16

ALL DEC. DIM. ±
 OTHERS FRAC. DIM. ±
 ANGULAR DIM. ±

DRILL, PUNCH, COMMERCIAL STOCK SIZES AND MANUFACTURERS TOLERANCES ARE NOT INCLUDED.

REQ. NO.	MODEL	PROJECT NO.	ASSY. NO.	DATE
1	SBE-3	AB-101		11-25-59
1	SBE-2	A-1516		5-2-58
1	SBE-1			1-4-57

REF: MS-1037

REQ. ITEM	PART NO.	DESCRIPTION	SYMBOL
1	SBE-3	THE TECHNICAL MATERIEL CORP. MAMARONECK, NEW YORK	
1	SBE-2	ENGRAVING, FRONT PANEL	
1	SBE-1	MODEL SBE	

TYPE & TEMPER: 16 1-4-57
 ELEC. DES. APP. [Signature]
 MECH. DES. APP. [Signature]
 HEAT TREAT. SPEC. [Signature]
 CHECKED [Signature]
 FINAL APPROVAL [Signature]

LD-318