IF IT IS FOUND DESIRABLE TO CHANGE ANY TOLERANCE OR OTHER DETAIL SPECIFIED ON THIS DRAWING NOTIFY THE PURCHASER PROMPTLY.

MAXIMUM ALLOWABLE TOLERANCES HAVE BEEN DETERMINED AND DEVIATIONS WILL BE CAUSE FOR REJECTION. REMOVE ALL BURRS AND SHARP EDGES

NOTICE TO PERSONS RECEIVING THIS DRAWING

THE TECHNICAL MATERIEL CORPORATION claims proprietary right in the material disclosed hereon. This drawing is issued in confidence for engineering information only and may not be reproduced or used to manufacture anything shown hereon without permission from THE TECHNICAL MATERIEL CORPORATION to the user. This drawing is loaned for mutual assistance and is subject to recall at any time.

Property of:
THE TECHNICAL MATERIEL CORPORATION
MAMARONECK, NEW YORK

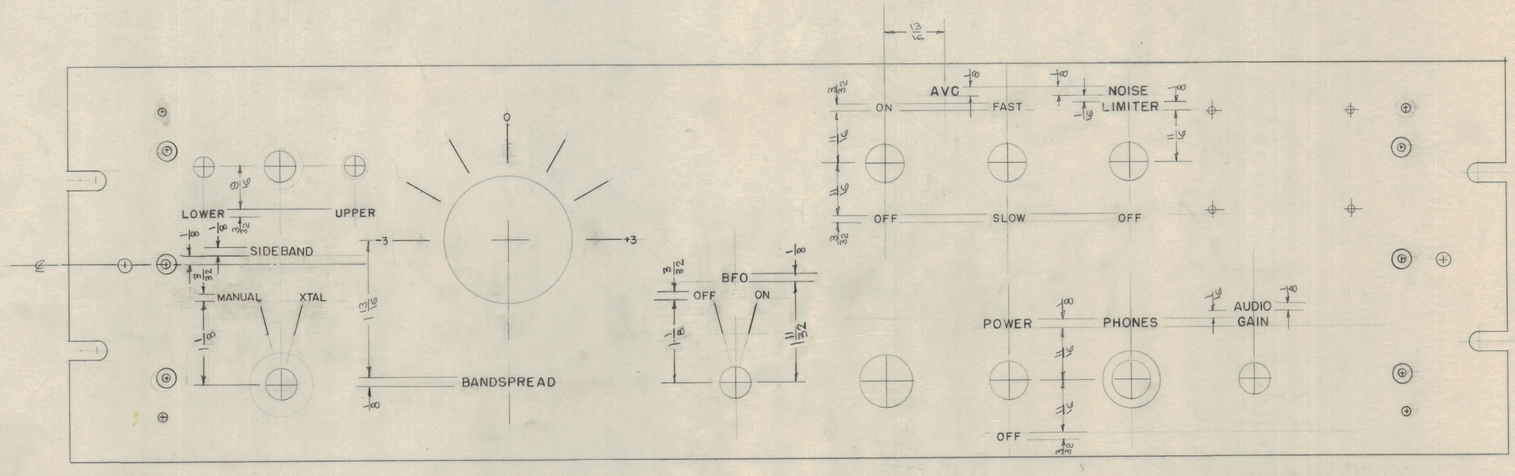

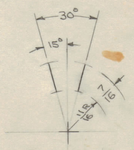

ANGLE DISPLACEMENT
SIDEBAND
or
BFO

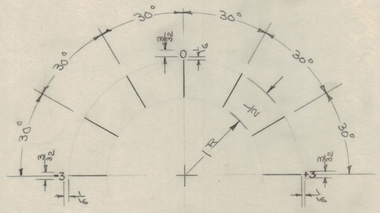

ANGLE DISPLACEMENT
BAND SPREAD

NOTE
ALL LETTERING TO BE WHITE FILLED, GOTHIC TYPE.

LETTER HEIGHT	DEPTH OF STROKE	WIDTH OF STROKE
3/32	.010	.015
1/8	.010	.020

ISSUE	ITEM	CHANGED FROM	DATE	CN. NO.	DRAFTS	CHECKER	ENG. APP.
A	2	BFO & SIDEBAND engraving dimensions changed	2/16/57	1	VG		P.L.K.
	1	BFO displacement made the same as SIDEBAND.					

TOLERANCES — SCALE:
ALL OTHERS: DEC. DIM. ± ; FRAC. DIM. ± 1/64 ; ANGULAR DIM. ±
DRILL, PUNCH, COMMERCIAL STOCK SIZES AND MANUFACTURERS TOLERANCES ARE NOT INCLUDED.

FORM — 111

REF: MS-989

REQ.	ITEM	PART NO.	DESCRIPTION	SYMBOL
			THE TECHNICAL MATERIEL CORP. MAMARONECK, NEW YORK	
STOCK SIZE			ENGRAVING, FRONT PANEL	
MATERIAL		WEIGHT PER PC.	MODEL MSR-1,3	
TYPE & TEMPER			DRAWN: W.W.L.	ELEC. DES. APP.: P.L.K.
HEAT TREAT. SPEC.			CHECKED: 9/18/56	FINAL APPROVAL: A.J.J.
FINISH & SPEC. NO.				

REQ PER UNIT	MODEL	PROJECT NO.	ASS'Y. NO.	DATE
1	MSR-1,3	582		9-18-56

USED ON

LD-306 A

LD-306 A