

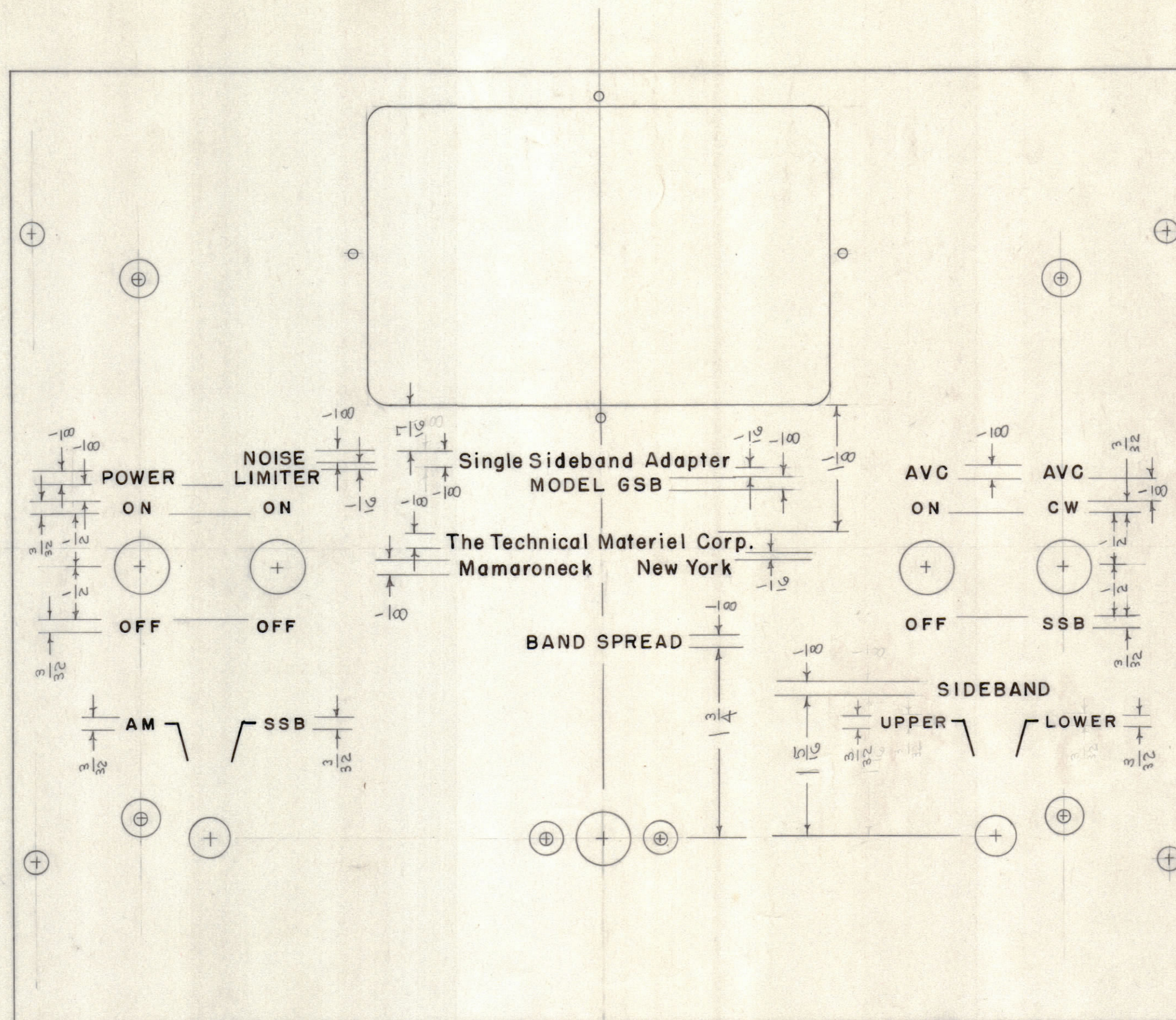
IF IT IS FOUND DESIRABLE TO CHANGE ANY TOLERANCE OR OTHER DETAIL SPECIFIED ON THIS DRAWING NOTIFY THE PURCHASER PROMPTLY.

MAXIMUM ALLOWABLE TOLERANCES HAVE BEEN DETERMINED AND DEVIATIONS WILL BE CAUSE FOR REJECTION. REMOVE ALL BURRS AND SHARP EDGES

NOTICE TO PERSONS RECEIVING THIS DRAWING

THE TECHNICAL MATERIEL CORPORATION claims proprietary right in the material disclosed hereon. This drawing is issued in confidence for engineering information only and may not be reproduced or used to manufacture anything shown hereon without permission from THE TECHNICAL MATERIEL CORPORATION to the user. This drawing is loaned for mutual assistance and is subject to recall at any time.

Property of:
THE TECHNICAL MATERIEL CORPORATION
MAMARONECK, NEW YORK

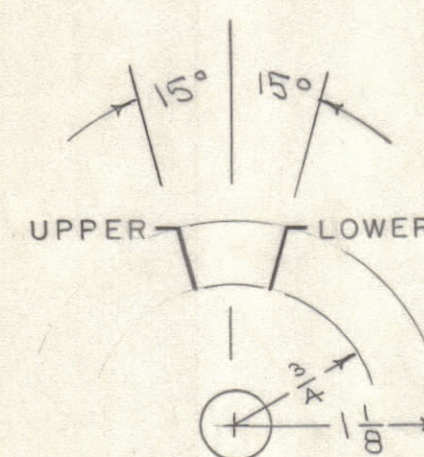
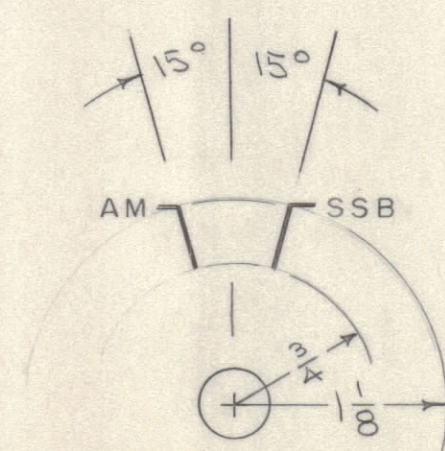


Single Sideband Adapter
MODEL GSB
The Technical Materiel Corp.
Mamaroneck New York } RED FILLED
GOTHIC

ALL OTHER LETTERING TO BE WHITE
FILLED GOTHIC

LD-293

HEIGHT OF LETTER	DEPTH OF STROKE	WIDTH OF STROKE
3/32	.010	.015
1/8	.010	.020



ISSUE	ITEM	CHANGED FROM	DATE	CN. NO.	DRAFTS	CHECKER	ENG. APP.
TOLERANCES							
ALL OTHERS				SCALE:			
DEC. DIM. ±				DRILL, PUNCH, COMMERCIAL STOCK			
FRAC. DIM. ±				SIZES AND MANUFACTURERS			
ANGULAR DIM. ±				TOLERANCES ARE NOT INCLUDED.			

REQ PER UNIT	MODEL	PROJECT NO.	ASSY. NO.	DATE
1	GSB	F-459		5-14-56
USED ON				

REQ. ITEM	PART NO.	DESCRIPTION	SYMBOL
THE TECHNICAL MATERIEL CORP. MAMARONECK, NEW YORK			
STOCK SIZE		ENGRAVING, FRONT PANEL	
MATERIAL		GSS	
WEIGHT PER PC.			
TYPE & TEMPER		5/14/56	HHH
DRAWN		ELEC. DES. APP. MECH. DES. APP.	
HEAT TREAT. SPEC.		FINAL APPROVAL	
CHECKED			
FINISH & SPEC. NO.		LD-293	