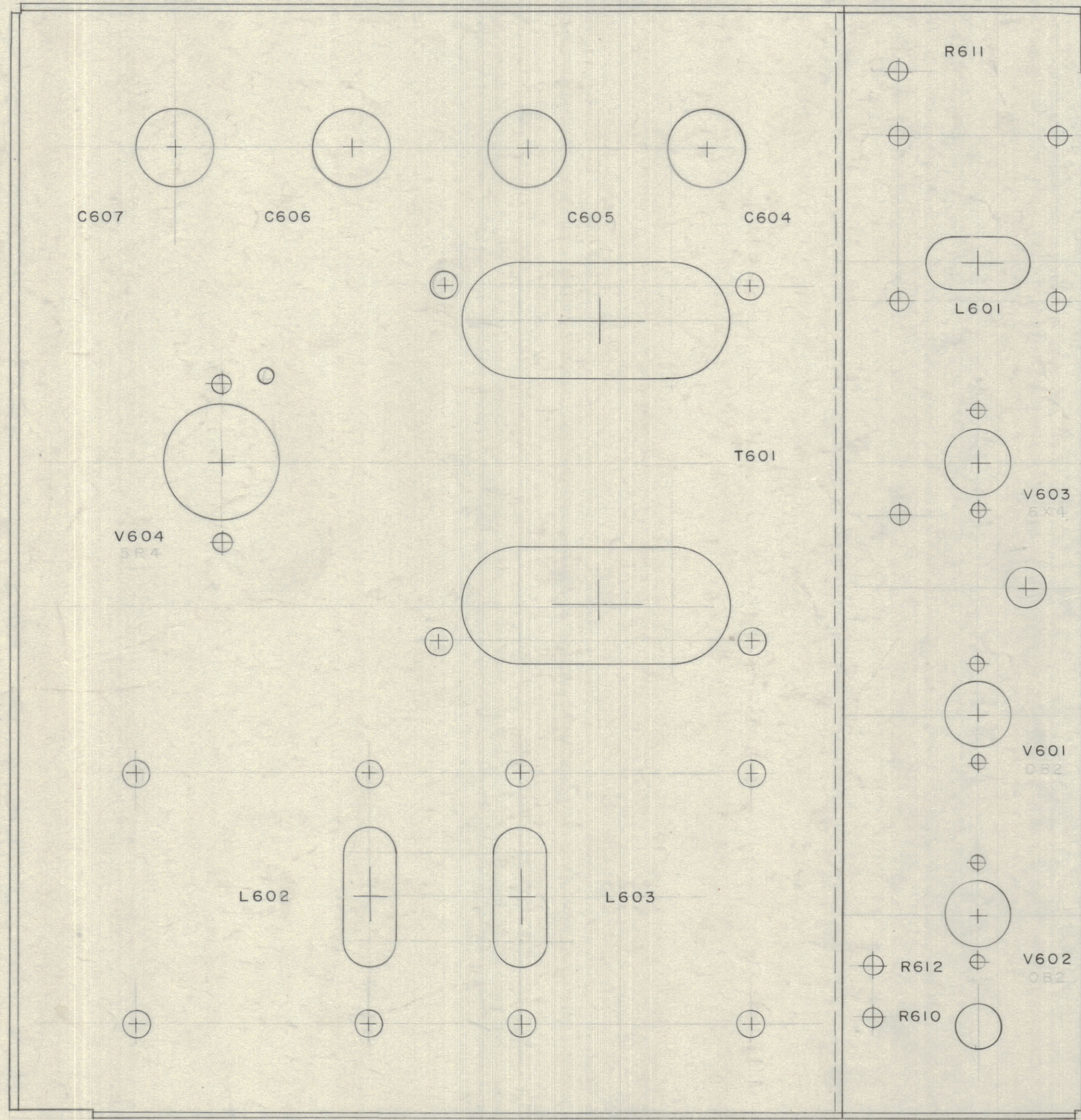


IF IT IS FOUND DESIRABLE TO CHANGE ANY TOLERANCE OR OTHER DETAIL SPECIFIED ON THIS DRAWING NOTIFY THE PURCHASER PROMPTLY.
 MAXIMUM ALLOWABLE TOLERANCES HAVE BEEN DETERMINED AND DEVIATIONS WILL BE CAUSE FOR REJECTION. REMOVE ALL BURRS AND SHARP EDGES

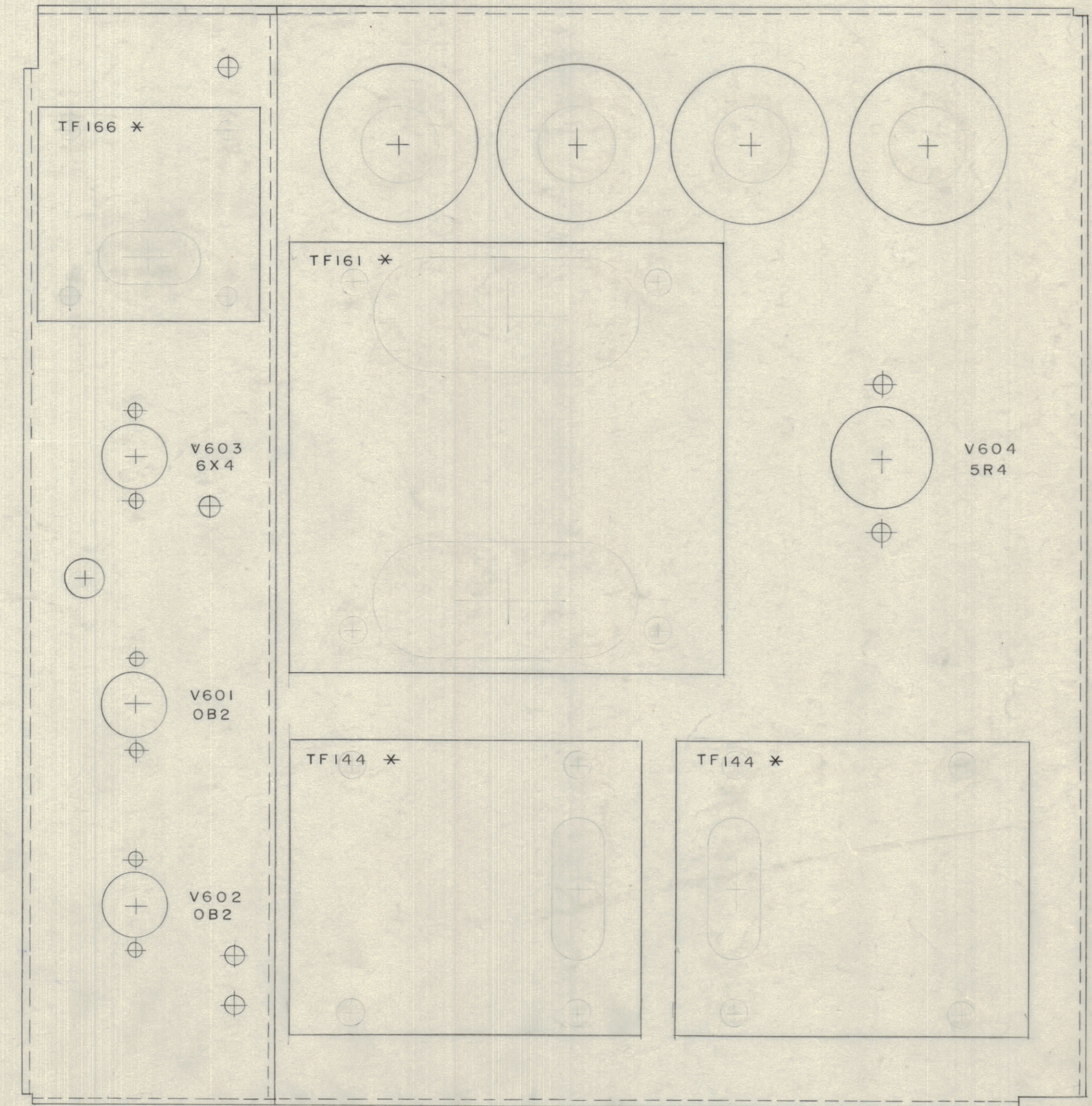

NOTICE TO PERSONS RECEIVING THIS DRAWING

THE TECHNICAL MATERIEL CORPORATION claims proprietary right in the material disclosed herein. This drawing is issued in confidence for engineering information only and may not be reproduced or used to manufacture anything shown herein without permission from THE TECHNICAL MATERIEL CORPORATION to the user. This drawing is loaned for mutual assistance and is subject to recall at any time.

Property of:
 THE TECHNICAL MATERIEL CORPORATION
 MAMARONECK, NEW YORK



FRONT
 BOTTOM OF CHASSIS



FRONT
 TOP OF CHASSIS

* DO NOT STAMP THESE UNITS.
 THIS NO. FOR IDENTIFICATION ONLY.

LETTERING TO 1/8 HIGH BLACK GOTHIC
 STAMPING TO BE DONE AFTER ASSEMBLY
 OF COMPONENTS

REF. DWG. MS-669

ISSUE	ITEM	CHANGED FROM	DATE	EN. NO.	DRAFTS	CHECKER	ENG. APP.
TOLERANCES		SCALE:					
ALL	DEC. DIM. \pm	DRILL, PUNCH, COMMERCIAL STOCK					
OTHERS	FRAC. DIM. \pm	SIZES AND MANUFACTURERS					
	ANGULAR DIM. \pm	TOLERANCES ARE NOT INCLUDED.					

REQ. PER UNIT	MODEL	PROJECT NO.	ASSY. NO.	DATE
1	RTP-2			10-24-58
1	RTP			12-15-55

REQ. ITEM	PART NO.	DESCRIPTION	SYMBOL
THE TECHNICAL MATERIEL CORP. MAMARONECK, NEW YORK			
LETTERING, SUB-CHASSIS			
MATERIAL	WEIGHT PER PC.	POWER SUPPLY	
TYPE & TEMPER.	10-15-55	12/20/55	162
HEAT TREAT. SPEC.	11/10	A. J. J.	
FINISH & SPEC. NO.	CHECKED	FINAL APPROVAL	LD-249

LD-249