IF IT IS FOUND DESIRABLE TO CHANGE ANY TOLERANCE OR OTHER DETAIL SPECIFIED ON THIS DRAWING NOTIFY THE PURCHASER PROMPTLY.

MAXIMUM ALLOWABLE TOLERANCES HAVE BEEN DETERMINED AND DEVIATIONS WILL BE CAUSE FOR REJECTION. REMOVE ALL BURRS AND SHARP EDGES

NOTICE TO PERSONS RECEIVING THIS DRAWING

THE TECHNICAL MATERIEL CORPORATION claims proprietary right in the material disclosed hereon. This drawing is issued in confidence for engineering information only and may not be reproduced or used to manufacture anything shown hereon without permission from THE TECHNICAL MATERIEL CORPORATION to the user. This drawing is loaned for mutual assistance and is subject to recall at any time.

Property of:

THE TECHNICAL MATERIEL CORPORATION
MAMARONECK, NEW YORK

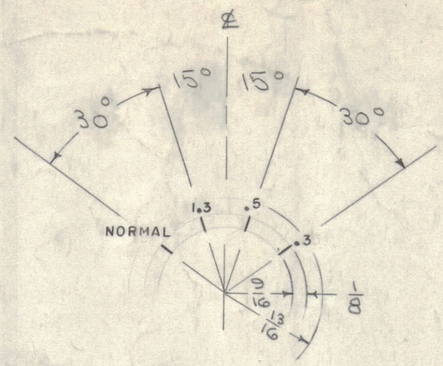

ANGLE DISPLACEMENT
BANDWIDTH

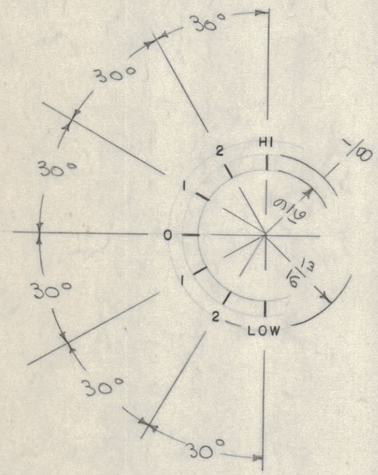

ANGLE DISPLACEMENT
XTAL Δ FREQ.

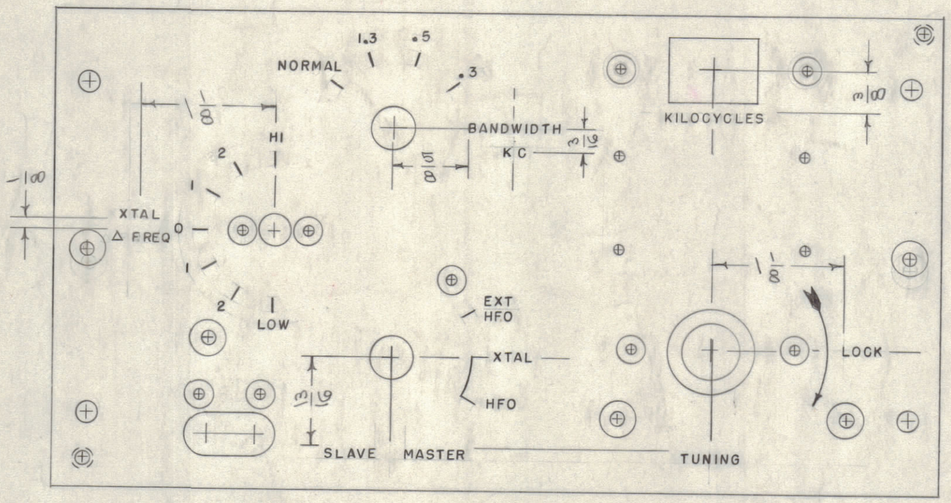

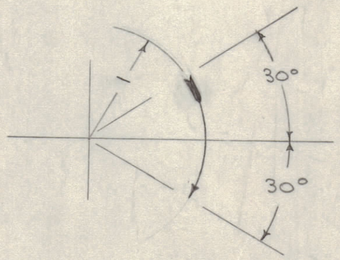

LD-246 A

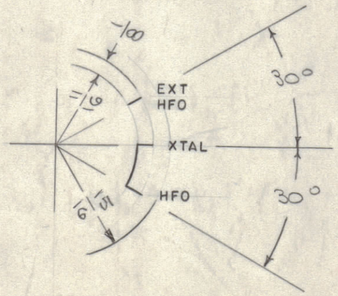

ALL LETTERING TO BE WHITE FILLED
GOTHIC TYPE. 3/32 HIGH.
DEPTH OF STROKE - .010
WIDTH OF STROKE - .015

REF. DWG - MS-748 FRONT PANEL

ISSUE	ITEM	CHANGED FROM	DATE	CN. NO.	DRAFTS	CHECKER	ENG. APP.
A	1	XTAL Δ FREQ. MOVED 1/8"	10/20/56	1	CDD		

TOLERANCES: ALL OTHERS — DEC. DIM. ± ; FRAC. DIM. ± 1/64 ; ANGULAR DIM. ±

SCALE:

DRILL, PUNCH, COMMERCIAL STOCK SIZES AND MANUFACTURERS TOLERANCES ARE NOT INCLUDED.

FORM — 110

REQ.	ITEM	PART NO.	DESCRIPTION	SYMBOL

STOCK SIZE

MATERIAL | WEIGHT PER PC.

TYPE & TEMPER

HEAT TREAT. SPEC.

FINISH & SPEC. NO.

THE TECHNICAL MATERIEL CORP.
MAMARONECK. NEW YORK

ENGRAVING, FRONT PANEL

FFRD-1-2-3

DRAWN	ELEC. DES. APP.	MECH. DES. APP.
CDD 11-11-55	P.L.K. 3-27-56	

CHECKED | FINAL APPROVAL: A. J. J.

LD-246 A

REQ. UNIT	MODEL	PROJECT NO.	ASS'Y. NO.	DATE
1	FFRD-1-2-3	E-458-P		11-11-55

USED ON