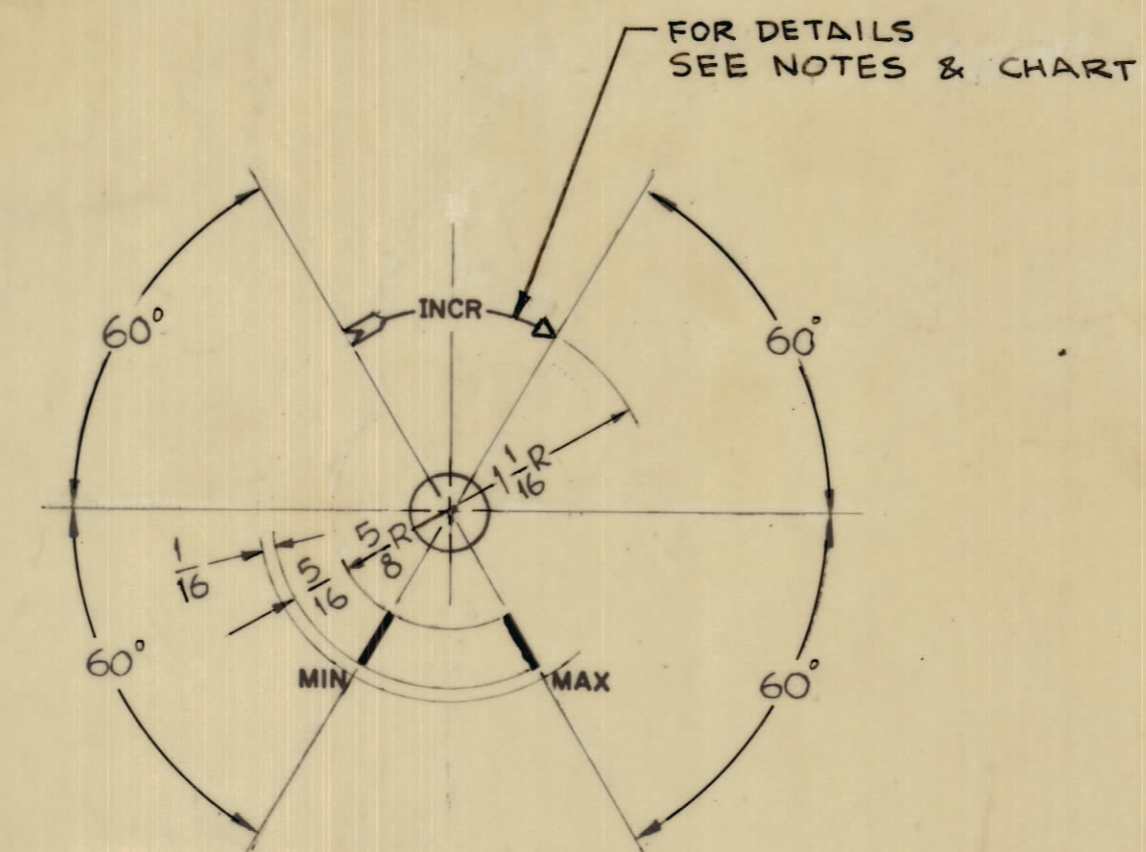
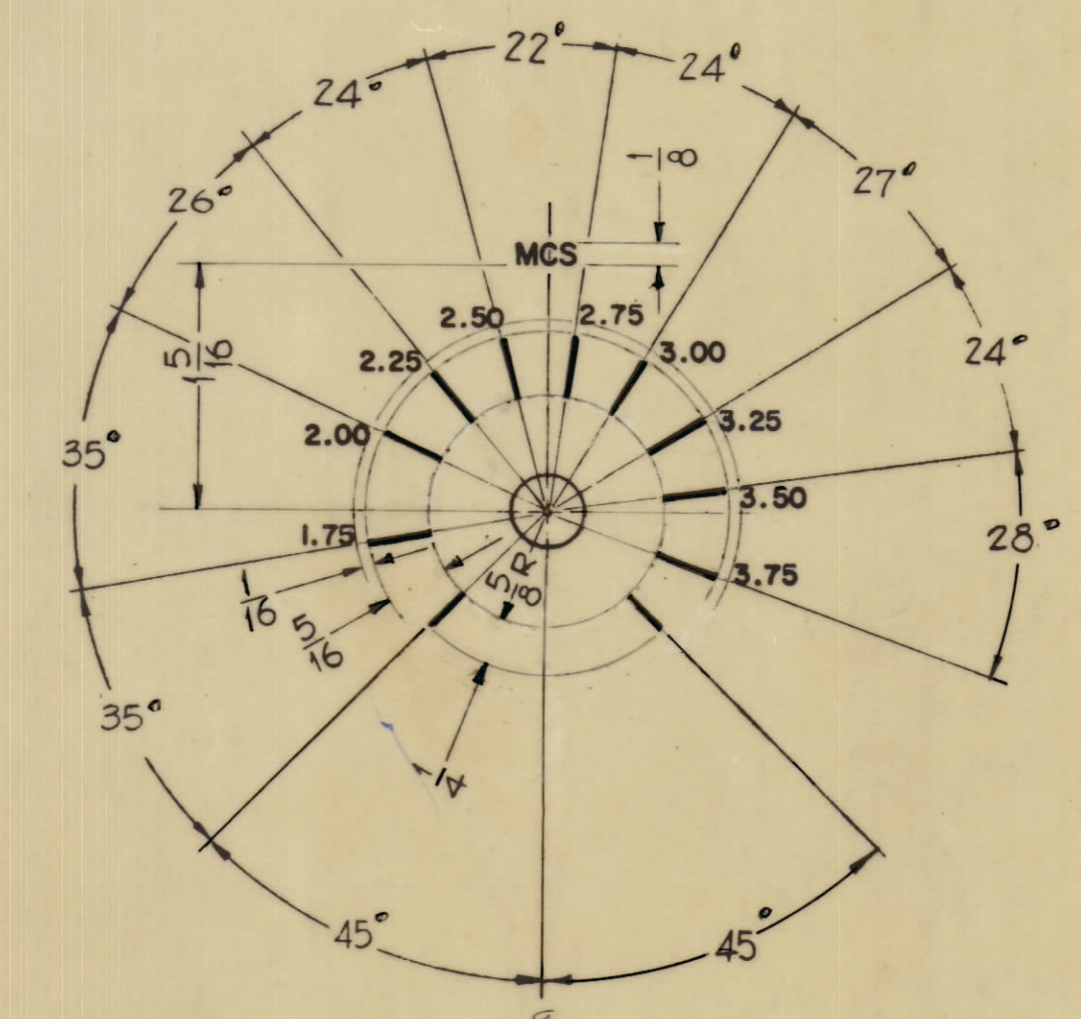
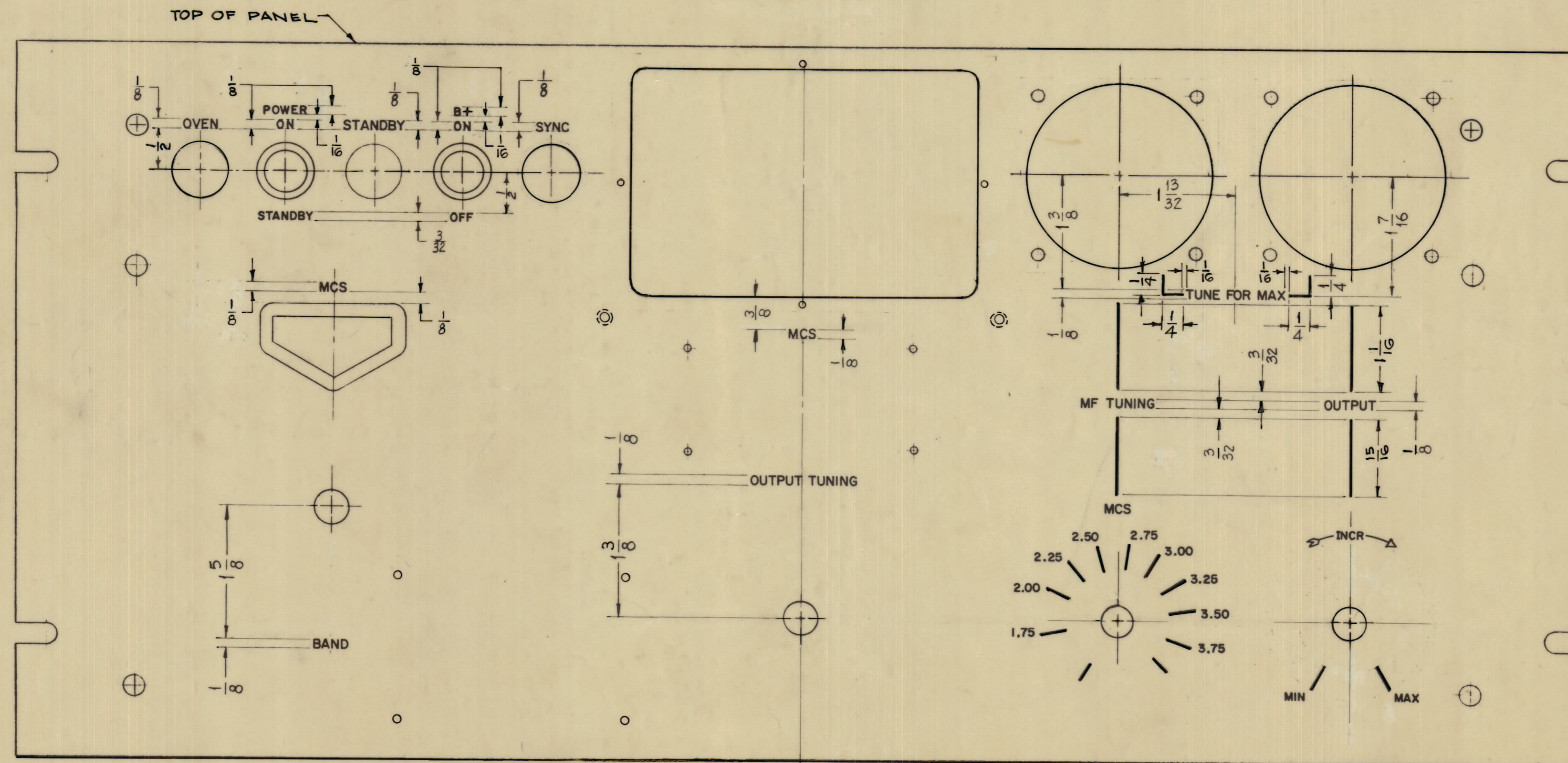


IF IT IS FOUND DESIRABLE TO CHANGE ANY TOLERANCE OR OTHER DETAIL SPECIFIED ON THIS DRAWING NOTIFY THE PURCHASER PROMPTLY.
 MAXIMUM ALLOWABLE TOLERANCES HAVE BEEN DETERMINED AND DEVIATIONS WILL BE CAUSE FOR REJECTION. REMOVE ALL BURRS AND SHARP EDGES



ALL LETTERING IN THIS DETAIL $\frac{3}{32}$ HIGH
 "MIN" & "MAX" TO BE LOCATED ON RADIUS AND ANGLE LINES AS SHOWN.


FRONT VIEW OF PANEL SHOWN



ALL LETTERING IN THIS DETAIL $\frac{3}{32}$ EXCEPT MAIN TITLE (MCS) AS SPECIFIED.
 NUMERAL GROUPS TO BE LOCATED ON RADIUS AND ANGLE LINES AS SHOWN.

NOTES:

1. ENGRAVING TO BE GOTHIC, WHITE FILLED, SIZES SHOWN ON CHART.
2. ALL LINES TO BE WHITE FILLED.
3. ALL LETTERING TO BE WHITE FILLED.
4. ARROWHEAD TO BE AS SHOWN
5. ARROWHEAD AND TAIL TO BE WHITE FILLED AS SHOWN.
6. ALL LETTERING AND NUMERAL GROUPS TO BE CENTERED ON HOLES, UNLESS OTHERWISE SPECIFIED.



HEIGHT OF LETTER	DEPTH OF STROKE	WIDTH OF STROKE
$\frac{3}{32}$.010	.015
$\frac{1}{8}$.010	.020
LINES	.010	.015
ARROWHEADS & TAILS	.010	.015

A	1	POWER & DIM. WAS 3/32	7-22-64	11857	AKB		
REV	ITEM	CHANGED FROM	DATE	CH. NO.	DRAFTS	CHECKER	ENG. APP.
TOLERANCES		SCALE: NONE					
ALL OTHERS	DEC. DIM. \pm FRAC. DIM. \pm ANGULAR DIM. \pm	DRILL PUNCH, COMMERCIAL STOCK SIZES AND MANUFACTURERS TOLERANCES ARE NOT INCLUDED.					

1	CHG-2A	PROJECT NO.	8-19-63
REQ PER UNIT	MODEL	APPY. NO.	DATE
USED ON			

REF. MS-3458			
REQ. ITEM	PART NO.	KRUY	DESCRIPTION
THE TECHNICAL MATERIEL CORP. MAMARONECK, NEW YORK			
STOCK SIZE	MARKING, FRONT PANEL		
MATERIAL	WEIGHT PER PC.	MARKING METHOD: ENGRAVING	
TYPE & TEMPER	DRAWN	CHECKED	FINAL APPROVAL
HEAT TREAT. SPEC.	LD-1346 A		
FINISH & SPEC. NO.	SHEET 1 OF 2		

LD-1346
 A
 SHEET 1 OF 2