LD-1315 A

TOP OF PANEL

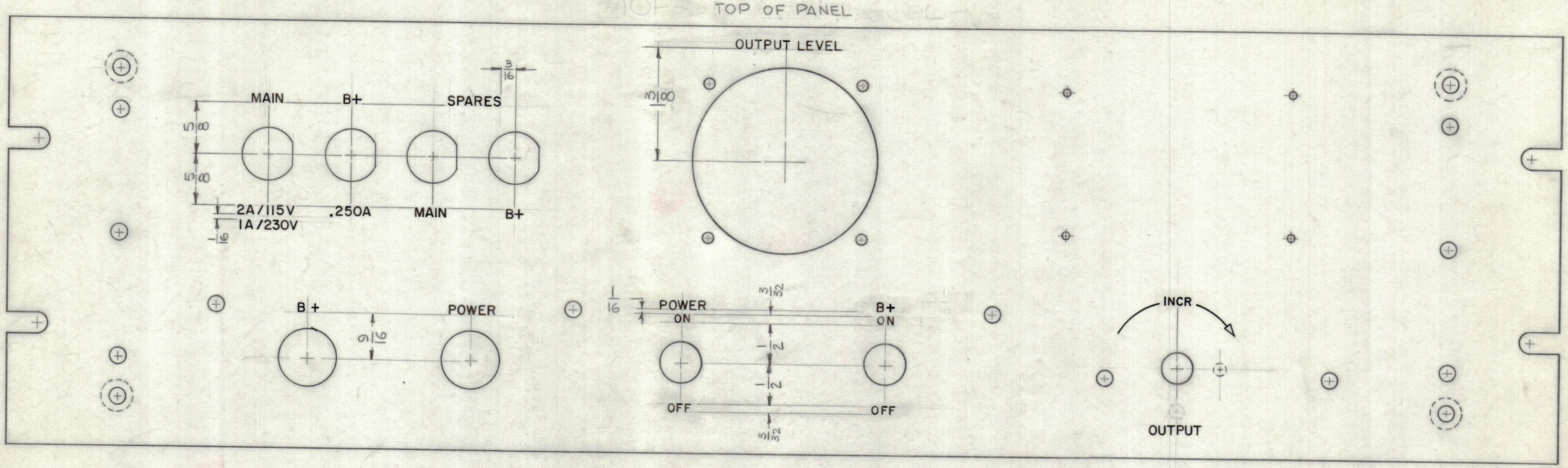

FRONT OF PANEL SHOWN

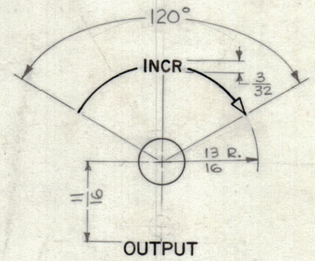

HEIGHT OF LETTERS	DEPTH OF STROKE	WIDTH OF STROKE
3/32	.010	.015
1/8	.010	.020
LINES	.010	.015
ARROWHEADS	.010	

~UNLESS OTHERWISE SPECIFIED~

1~ ALL ENGRAVING TO BE 1/8 HIGH, WHITE FILLED GOTHIC (SEE CHART).

2~ ALL LETTER GROUPS TO BE CENTERED ON HOLES.

3~ ALL LINES TO BE WHITE FILLED (SEE CHART).

4~ ALL ARROWHEADS 3/32 × 5/32, WHITE OUTLINE FILL. (SEE CHART)

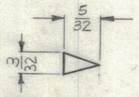

~ARROWHEAD DETAIL~
(SCALE 2 TO 1)

REF: MS-3366(8)

SYM	ZONE	DESCRIPTION	DATE	CH. NO.	DRAFTS	CHECKER	ENG. APP.
A	F4	CHANGED "POWER ON" TO "B+ ON"	9-26-63	10,022	G.D.L		

UNLESS OTHERWISE SPECIFIED:
DIMENSIONS ARE IN INCHES
TOLERANCES ON
FRACTIONS ± 1/64 DECIMALS ± .005 ANGLES ± 1/2°

SCALE FULL

MAXIMUM ALLOWABLE TOLERANCES HAVE BEEN DETERMINED AND ANY DEVIATIONS WILL BE CAUSE FOR REJECTION.
REMOVE ALL BURRS & SHARP EDGES

TMC FORM NO. 110

REQ. PER UNIT	MODEL	SECTION	ASS'Y. NO.	DATE
1	LFA-4			5-1-63

USED ON

REQ.	ITEM	PART NO.	DESCRIPTION	SYMBOL

STOCK SIZE

MATERIAL

TYPE & TEMPER HEAT TREAT. SPEC.

FINISH & SPEC. NO.

O. POSE

THE TECHNICAL MATERIEL CORP.
MAMARONECK, NEW YORK

ENGRAVING, FRONT PANEL

DRAWN	CHECKED	FINAL APPROVAL
	6/4/63	6-11-63

ELEC. DES. APP. MECH. DES. APP.

LD-1315 A

SHEET 1 OF 2

DEFIANCE NO. 1020 36852