


LD10441 X

REQ.	ITEM	PART NO.	DESCRIPTION	SYMBOL
------	------	----------	-------------	--------

IF IT IS FOUND DESIRABLE TO CHANGE ANY TOLERANCE OR OTHER DETAIL SPECIFIED ON THIS DRAWING NOTIFY THE PURCHASER PROMPTLY.					DIMENSIONS IN INCHES UNLESS OTHERWISE SPECIFIED				
MAXIMUM ALLOWABLE TOLERANCES HAVE BEEN DETERMINED AND DEVIATIONS WILL BE CAUSE FOR REJECTION. REMOVE ALL BURRS AND SHARP EDGES.									
ISSUE	ITEM	CHANGED FROM	DATE	CN. NO.	DRAFTS	CHECKER	ENG. APP.		
X		ENG RELEASE	14 OCT 71			WAT	LB		

REDUCE TO 6.000 ±.005



2. ARTWORK 2:1;
POSITIVE 1:1, NEGATIVE 1:1

1. MARKING PROCESS: PER TMC SPECIFICATION S 727
COLOUR ~ BLACK

NOTES

REF. MS 11352

TOLERANCES UNLESS OTHERWISE SPECIFIED		SCALE: 2/1
ALL	DEC DIM ± .05	DRILL, PUNCH, COMMERCIAL STOCK SIZES AND MANUFACTURERS TOLERANCES ARE NOT INCLUDED
OTHERS	FRAC DIM ±.01	
	ANGULAR DIM ± 0° 30' .XXX ±.005	

MMX (M) 3	110/71		
MMX (A) 3	110/71		14 OCT 71
MODEL	PROJECT NO.	ASS'Y. NO.	DATE

TMC (Canada) LIMITED OTTAWA ONTARIO			
LETTERING POWER SUPPLY			
MATERIAL		WEIGHT PER PC	
TYPE & TEMPER			
DRAWN		ELEC. DES APP.	
HEAT TREAT. SPEC.		MECH. DES APP.	
CHECKED		FINAL APPROVAL	
FINISH & SPEC. NO.		SHEET 1 OF 1	

LD10441 X

LD10441 X2

REQ. ITEM PART NO. DESCRIPTION SYMBOL


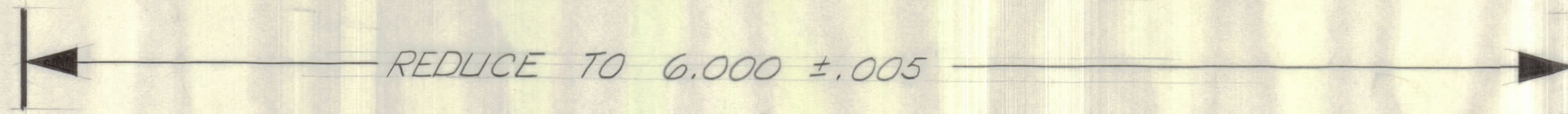
IF IT IS FOUND DESIRABLE TO CHANGE ANY TOLERANCE OR OTHER DETAIL SPECIFIED ON THIS DRAWING NOTIFY THE PURCHASER PROMPTLY.

DIMENSIONS IN INCHES UNLESS OTHERWISE SPECIFIED

MAXIMUM ALLOWABLE TOLERANCES HAVE BEEN DETERMINED AND DEVIATIONS WILL BE CAUSE FOR REJECTION. REMOVE ALL BURRS AND SHARP EDGES

OTHERWISE SPECIFIED

ISSUE	ITEM	CHANGED FROM	DATE	CN. NO.	DRAFTS	CHECKER	ENG. APP.
X1		REDRAWN & REVISED TO CONFORM TO NEW METALWORK	10 JAN 72			NAT.	PL
X2		CARD BKT HOLES RELOCATED A19 MOVED '4' FOR CAPS ADDED	26 MAR 72			NAT.	H.C.S.



2. ARTWORK 2:1,
NEGATIVE 1:1, POSITIVE 1:1

1. MARKING PROCESS: PER T.M.C. SPECIFICATION S 727
COLOUR - BLACK

NOTES

*Redrawn at 1:1
31 May 1972 NAT.*

REF. MS 11352

TOLERANCES UNLESS OTHERWISE SPECIFIED			SCALE: 2/1
ALL	DEC. DIM ±	.X = .05	DRILL, PUNCH, COMMERCIAL STOCK SIZES AND MANUFACTURERS TOLERANCES ARE NOT INCLUDED
OTHERS	FRACTIONAL DIM ±	.XX = .01	
	ANGULAR DIM ±	0° 30' .XXX = .005	

MMX(A) 3			
MMX(M) 3			10 JAN 72
MODEL	PROJECT NO.	ASSY. NO.	DATE

TMC (Canada) LIMITED OTTAWA ONTARIO			
LETTERING, POWER SUPPLY MTG PLATE			
THOMAS			
DRAWN	ELEC. DES. APP.	MECH. DES. APP.	
HEAT TREAT SPEC.	HECKED	FINAL APPROVAL	
FINISH & SPEC. NO.			LD10441 X2