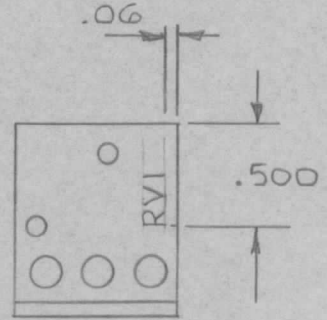

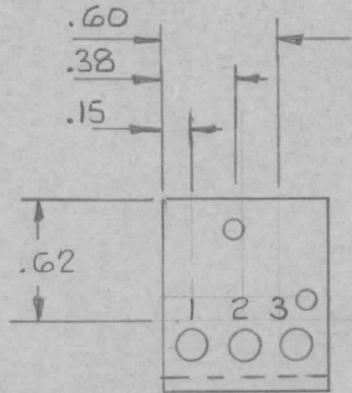


ISSUE	ITEM	CHANGED FROM	DATE	CN. NO.	DRAFTS	CHECKER	ENG. APP.	REQ.	ITEM	PART NO.	DESCRIPTION	SYMBOL
-------	------	--------------	------	---------	--------	---------	-----------	------	------	----------	-------------	--------

ISSUE: \emptyset
 CHANGED FROM: PROD RELEASE
 DATE: MAR 24/70
 DRAFTS: [Signature]
 ENG. APP.: [Signature]



MARKING PROCESS: AS PER TMC SPECIFICATION S-727.
 LETTERING: 1/8 HIGH BLACK GOTHIC, LOCATED AS SHOWN.

REF. MS11175

KIT10033	082/70	A10876	17 MAR 70			TMC (Canada) LIMITED OTTAWA ONTARIO	
MODEL	PROJECT NO.	ASS'Y. NO.	DATE	STOCK SIZE		LETTERING	
USED ON				MATERIAL	WEIGHT PER PC.	BRACKET	
MAXIMUM ALLOWABLE TOLERANCES HAVE BEEN DETERMINED AND DEVIATIONS WILL BE CAUSE FOR REJECTION. REMOVE ALL BURRS AND SHARP EDGES		IF IT IS FOUND DESIRABLE TO CHANGE ANY TOLERANCE OR OTHER DETAIL SPECIFIED ON THIS DRAWING NOTIFY THE PURCHASER PROMPTLY.		TYPE & TEMPER		PROCTOR	[Signature]
TOLERANCES		SCALE 1/1		HEAT TREAT. SPEC.		DRAWN	ELEC. DES. APP.
ALL OTHERS	DEC. DIM. \pm .X = .05	DIMENSIONS IN INCHES UNLESS OTHERWISE SPECIFIED		FINISH & SPEC. NO.		CHECKED	FINAL APPROVAL
	FRAC. DIM. \pm $\frac{1}{64}$.XX = .01	DRILL: PUNCH. COMMERCIAL STOCK SIZES AND MANUFACTURERS TOLERANCES ARE NOT INCLUDED.					
	ANGULAR DIM. \pm 0° 30' .XXX = .005						
						LD10393	\emptyset