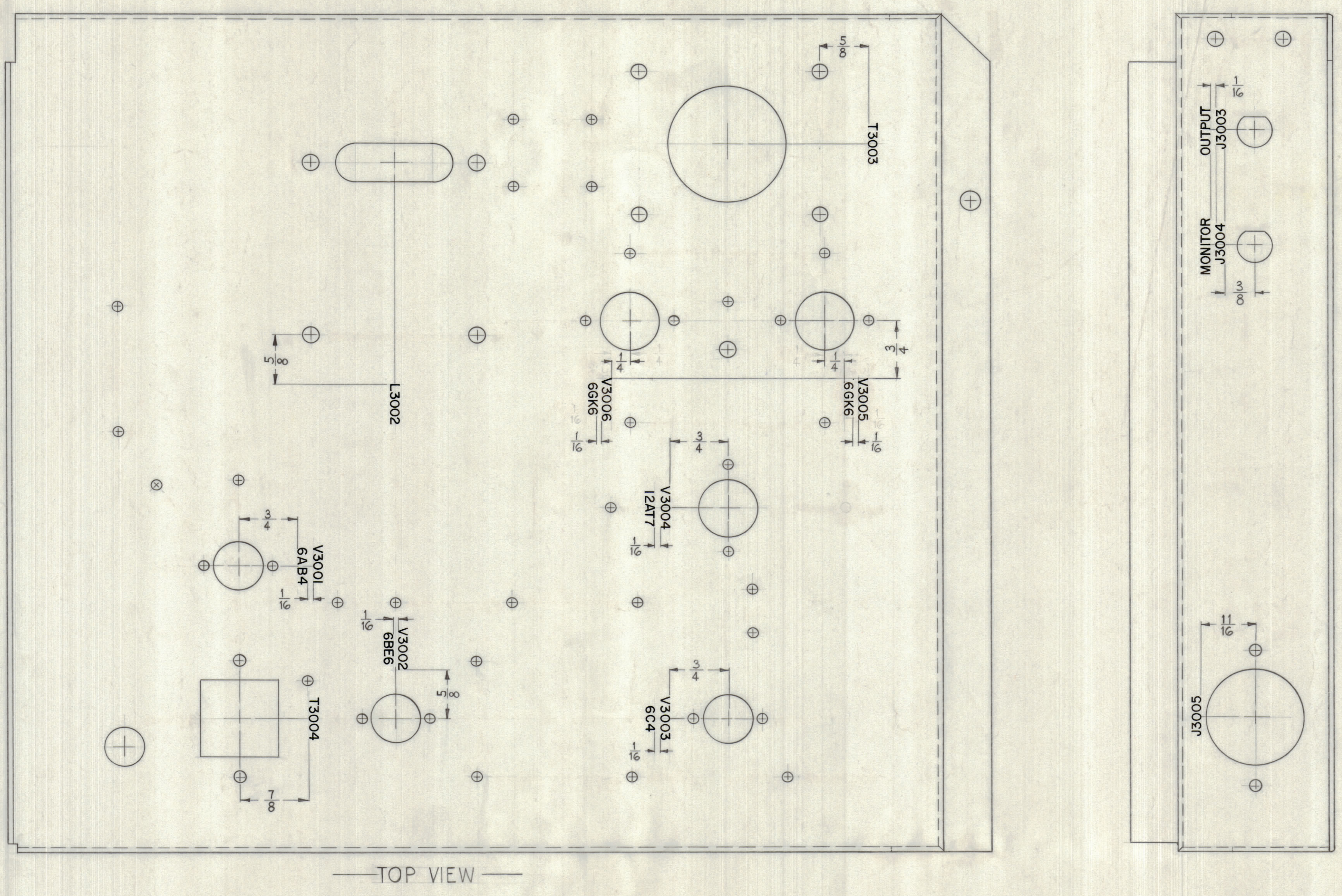


NOTICE TO PERSONS RECEIVING THIS DRAWING  
 THE TECHNICAL MATERIEL CORPORATION claims proprietary right in the material disclosed hereon. This drawing is issued in confidence for engineering information only and may not be reproduced or used to manufacture anything shown hereon without permission from THE TECHNICAL MATERIEL CORPORATION to the user. This drawing is loaned for mutual assistance and is subject to recall at any time.  
 Property of:  
 THE TECHNICAL MATERIEL CORPORATION  
 MAMARONECK, NEW YORK



UNLESS OTHERWISE SPECIFIED—  
 1-ALL LETTERING TO BE 1/8 HIGH BLACK GOTHIC, SILK SCREEN OR EQUIVALENT AS SHOWN.  
 2-ALL LETTER GROUPS TO BE CENTERED ON HOLES OR INDICATING LINES.

LD-1018

SYM	ZONE	DESCRIPTION	DATE	CH. NO.	DRAFTS	CHECKER	ENG. APP.
UNLESS OTHERWISE SPECIFIED:			SCALE				
DIMENSIONS ARE IN INCHES			MAXIMUM ALLOWABLE TOLERANCES HAVE BEEN DETERMINED AND ANY DEVIATIONS WILL BE CAUSE FOR REJECTION. REMOVE ALL BURRS & SHARP EDGES				
TOLERANCES ON FRACTIONS ± 1/64			DECIMALS ± .005		ANGLES ± 1/2°		

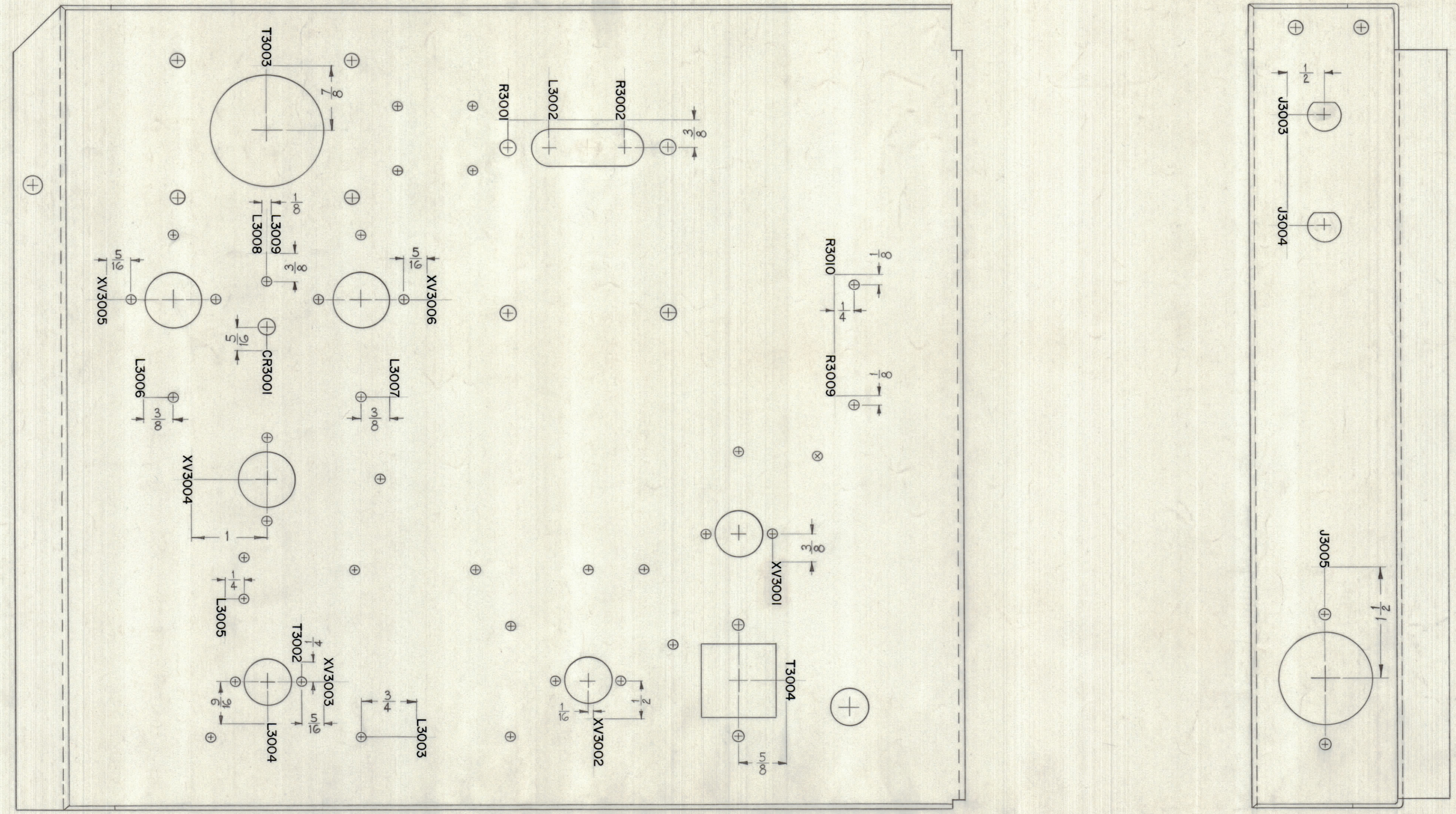
REF: MS-2795 (4).

REQ. ITEM	PART NO.	DESCRIPTION	SYMBOL
		THE TECHNICAL MATERIEL CORP. MAMARONECK, NEW YORK	
		LETTERING MAIN CHASSIS	
		TOP VIEW	
		MATERIAL	
		TYPE & TEMPER	
		HEAT TREAT. SPEC.	
		FINISH & SPEC. NO.	
		ELEC. DES. APP.	
		MECH. DES. APP.	
		SHEET	OF 2


  

1	LFA-2			12-26-61
REQ. PER UNIT	MODEL	SECTION	ASS'Y. NO.	DATE
USED ON				

**NOTICE TO PERSONS RECEIVING THIS DRAWING**  
 THE TECHNICAL MATERIEL CORPORATION claims proprietary right in the material disclosed hereon. This drawing is issued in confidence for engineering information only and may not be reproduced or used to manufacture anything shown hereon without permission from THE TECHNICAL MATERIEL CORPORATION to the user. This drawing is loaned for mutual assistance and is subject to recall at any time.  
 Property of:  
 THE TECHNICAL MATERIEL CORPORATION  
 MAMARONECK, NEW YORK



— BOTTOM VIEW —



LD-1018

BYM	ZONE	DESCRIPTION	DATE	CH. NO.	DRAFTS	CHECKER	ENG. APP.
UNLESS OTHERWISE SPECIFIED:			SCALE				
DIMENSIONS ARE IN INCHES			MAXIMUM ALLOWABLE TOLERANCES HAVE BEEN DETERMINED AND ANY DEVIATIONS WILL BE CAUSE FOR REJECTION. REMOVE ALL BURRS & SHARP EDGES				
TOLERANCES ON FRACTIONS ± 1/64			DECIMALS ± .005		ANGLES ± 1/2°		

REF: MS-2795 (4)

REQ. ITEM	PART NO.	DESCRIPTION	SYMBOL
		THE TECHNICAL MATERIEL CORP. MAMARONECK, NEW YORK	
STOCK SIZE		LETTERING MAIN CHASSIS	
MATERIAL		BOTTOM VIEW	
DRAWN	CHECKED	FINAL APPROVAL	
M	RA	LD-1018	
FINISH & SPEC. NO.		ELEC. DES. APP.	MECH. DES. APP.
		SHEET 2 OF 2	

REQ. PER UNIT	MODEL	SECTION	ASS'Y. NO.	DATE
	LFA-2			12-26-61
USED ON				