

IF IT IS FOUND DESIRABLE TO CHANGE ANY TOLERANCE OR OTHER DETAIL SPECIFIED ON THIS DRAWING NOTIFY THE PURCHASER PROMPTLY.

MAXIMUM ALLOWABLE TOLERANCES HAVE BEEN DETERMINED AND DEVIATIONS WILL BE CAUSE FOR REJECTION. REMOVE ALL BURRS AND SHARP EDGES

LD-190 E

SCHEMATIC DIAGRAM LD-190 SUPPLIED BY TMC

SUPERSEDED

REPLACED BY LD-100

NOTICE TO PERSONS RECEIVING THIS DRAWING

THE TECHNICAL MATERIEL CORPORATION claims proprietary right in the material disclosed hereon. This drawing is issued in confidence for engineering information only and may not be reproduced or used to manufacture anything shown hereon without permission from THE TECHNICAL MATERIEL CORPORATION to the user. This drawing is loaned for mutual assistance and is subject to recall at any time.

Property of:

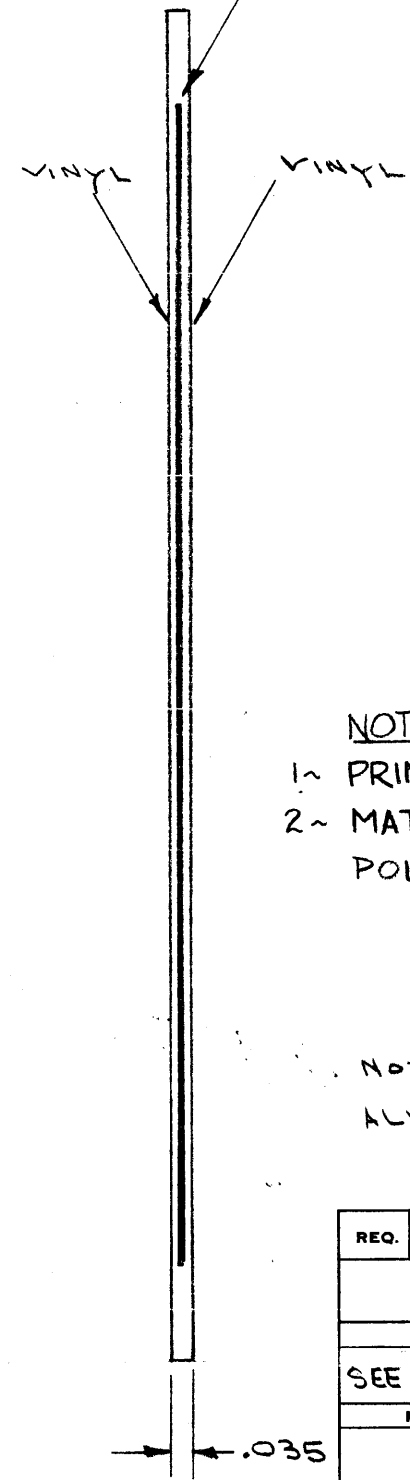
THE TECHNICAL MATERIEL CORPORATION
MAMARONECK, NEW YORK

NOTE:-

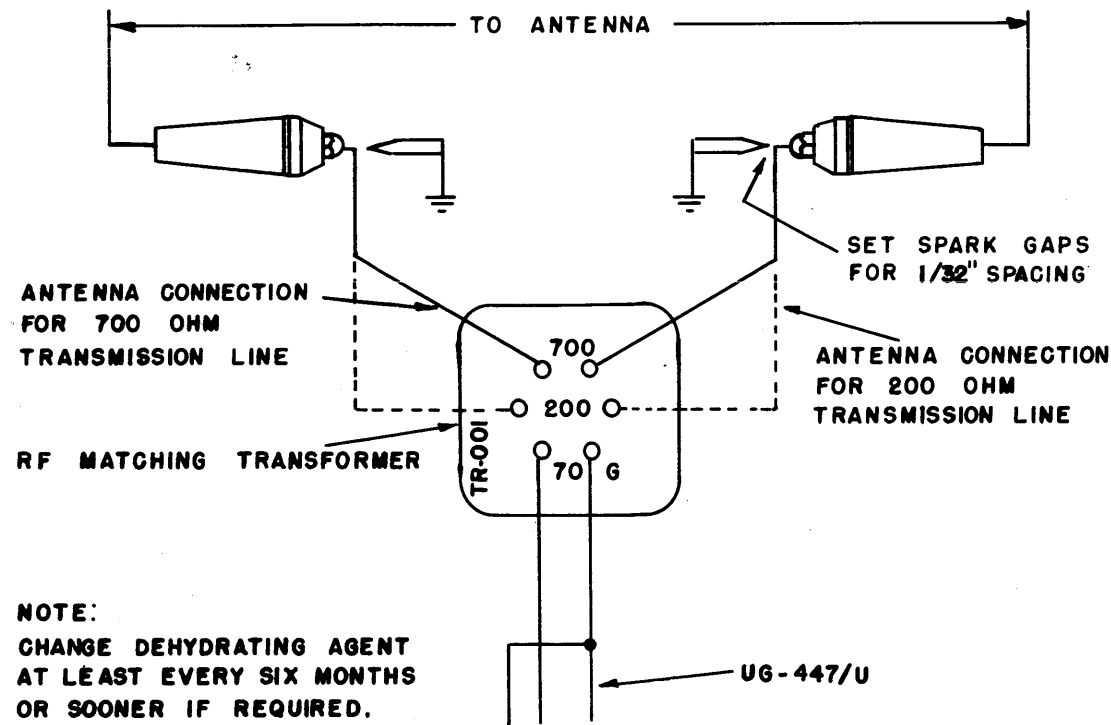
- 1- PRINTED DIRECTLY ON FACE OF PLASTIC.
- 2- MATERIAL:
POLISHED WHITE OPAQUE VINYL PLASTIC.

NOTE:

ALL HOLES $7/64 \text{ D } (\phi 109)$

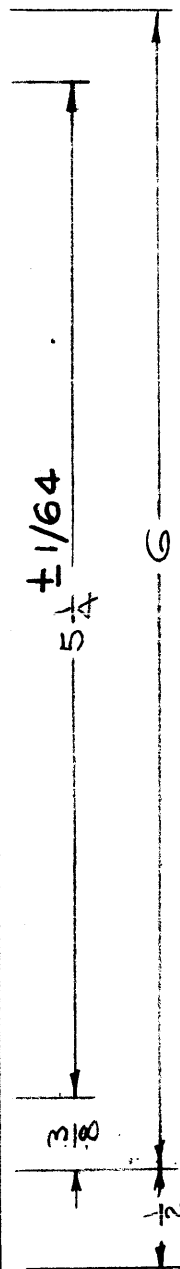


THE TECHNICAL MATERIEL CORPORATION
MAMARONECK NEW YORK
ANTENNA COUPLER MODEL RAC-10



NOTE:
CHANGE DEHYDRATING AGENT AT LEAST EVERY SIX MONTHS OR SOONER IF REQUIRED.

LD-190-D



E	1	SUPERSEDED NOTE ADD.	6.9.64	11509	STB	AMK
D	2	FINISH DELAYED	1-31-63	8168	STB	AMK
	1	MATERIAL CLARIFIED				
ISSUE	ITEM	CHANGED FROM	DATE	CN. NO.	DRAFTS	CHECKER
						ENG. APP.

TOLERANCES		SCALE:	
ALL OTHERS	DEC. DIM. \pm FRAC. DIM. \pm ANGULAR DIM. \pm	DRILL, PUNCH, COMMERCIAL STOCK SIZES AND MANUFACTURERS TOLERANCES ARE NOT INCLUDED.	

1	RAC-10	296	A-745	5/4/54
PREPARED	MODEL	PROJECT NO.	ASS'Y. NO.	DATE
USED ON				

REQ.	ITEM	PART NO.	DESCRIPTION	SYMBOL
		.015	THE TECHNICAL MATERIEL CORP. MAMARONECK. NEW YORK	
		STOCK SIZE		
		SEE NOTE #2	SCHEMATIC DIAGRAM	
		MATERIAL	MODEL RAC-10	
		WEIGHT PER PC.		
		TYPE & TEMPER		
		HEAT TREAT. SPEC.		
		FINISH & SPEC. NO.		
			CHECKED	FINAL APPROVAL
				LD-190 E