

IF IT IS FOUND DESIRABLE TO CHANGE ANY TOLERANCE OR OTHER DETAIL SPECIFIED ON THIS DRAWING NOTIFY THE PURCHASER PROMPTLY.

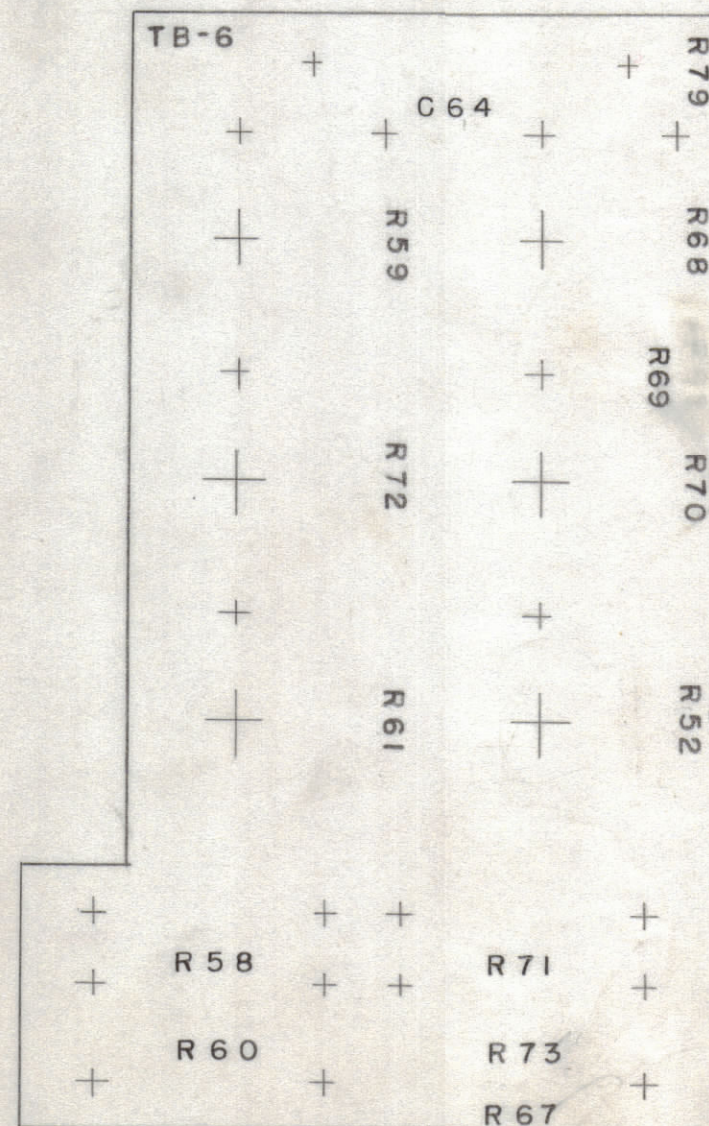
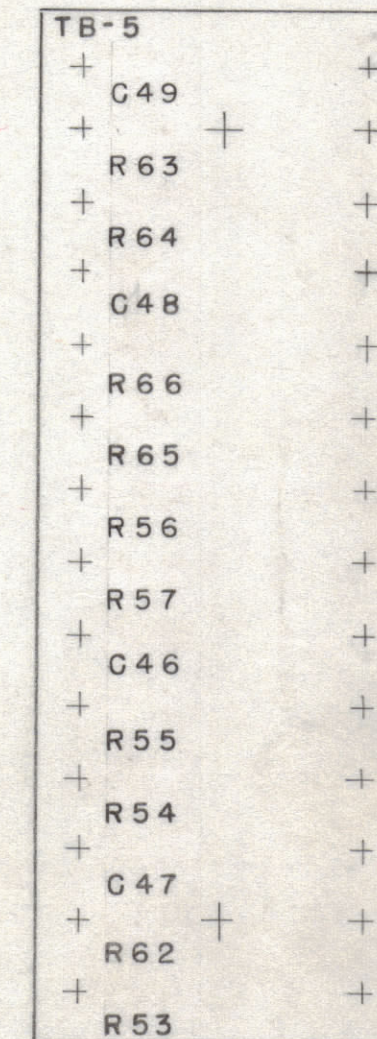
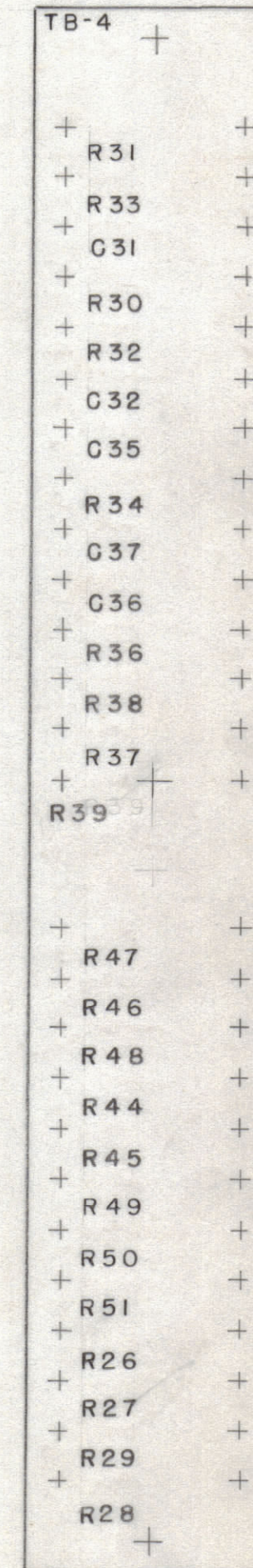
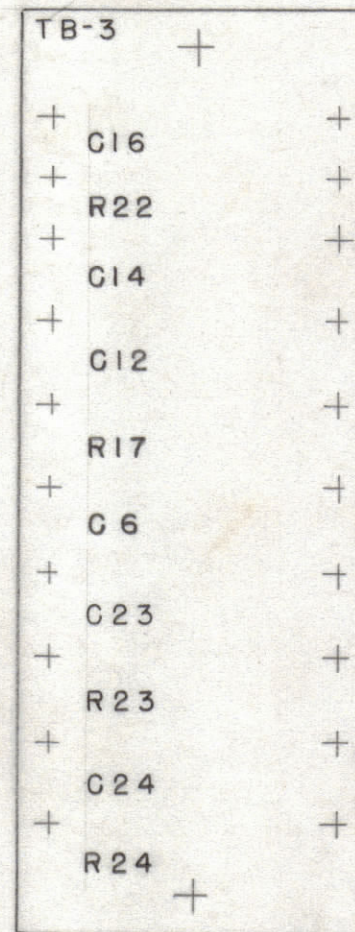
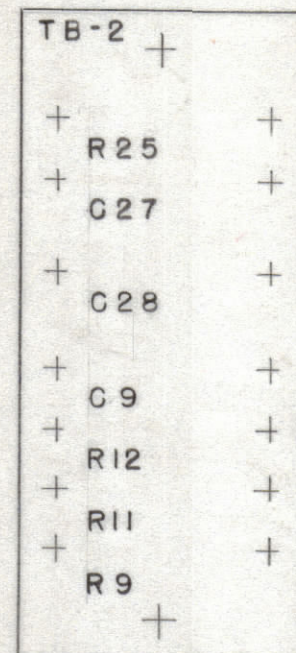
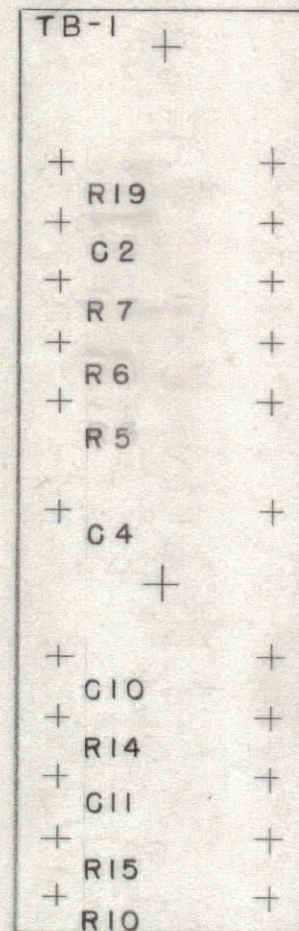
MAXIMUM ALLOWABLE TOLERANCES HAVE BEEN DETERMINED AND DEVIATIONS WILL BE CAUSE FOR REJECTION. REMOVE ALL BURRS AND SHARP EDGES

NOTICE TO PERSONS RECEIVING THIS DRAWING

THE TECHNICAL MATERIEL CORPORATION claims proprietary right in the material disclosed hereon. This drawing is issued in confidence for engineering information only and may not be reproduced or used to manufacture anything shown hereon without permission from THE TECHNICAL MATERIEL CORPORATION to the user. This drawing is loaned for mutual assistance and is subject to recall at any time.

Property of:

THE TECHNICAL MATERIEL CORPORATION
MAMARONECK, NEW YORK



LD-150 A

A	1	R-62 was C-62	7/14/53	1	W.D. CROSBY	PPH	
ISSUE	ITEM	CHANGED FROM	DATE	CN. NO.	DRAFTS	CHECKER	ENG. APP.
TOLERANCES		SCALE: #					
ALL OTHERS	DEC. DIM. ± FRAC. DIM. ± ANGULAR DIM. ±	DRILL, PUNCH, COMMERCIAL STOCK SIZES AND MANUFACTURERS TOLERANCES ARE NOT INCLUDED.					

DVM	199	6-8-53	
MODEL	PROJECT NO.	ASS'Y. NO.	DATE

REQ. ITEM	PART NO.	DESCRIPTION	SYMBOL
#		THE TECHNICAL MATERIEL CORP. MAMARONECK, NEW YORK	
#		SILK SCREENING	
#		D.V.M. TERMINAL BOARDS	
#		C.D.D. 6-8-53	
#		DRAWN	ELEC. DES. APP. MECH. DES. APP.
#		CHECKED	FINAL APPROVAL
#		HEAT TREAT. SPEC.	
#		FINISH & SPEC. NO.	

LD-150 A