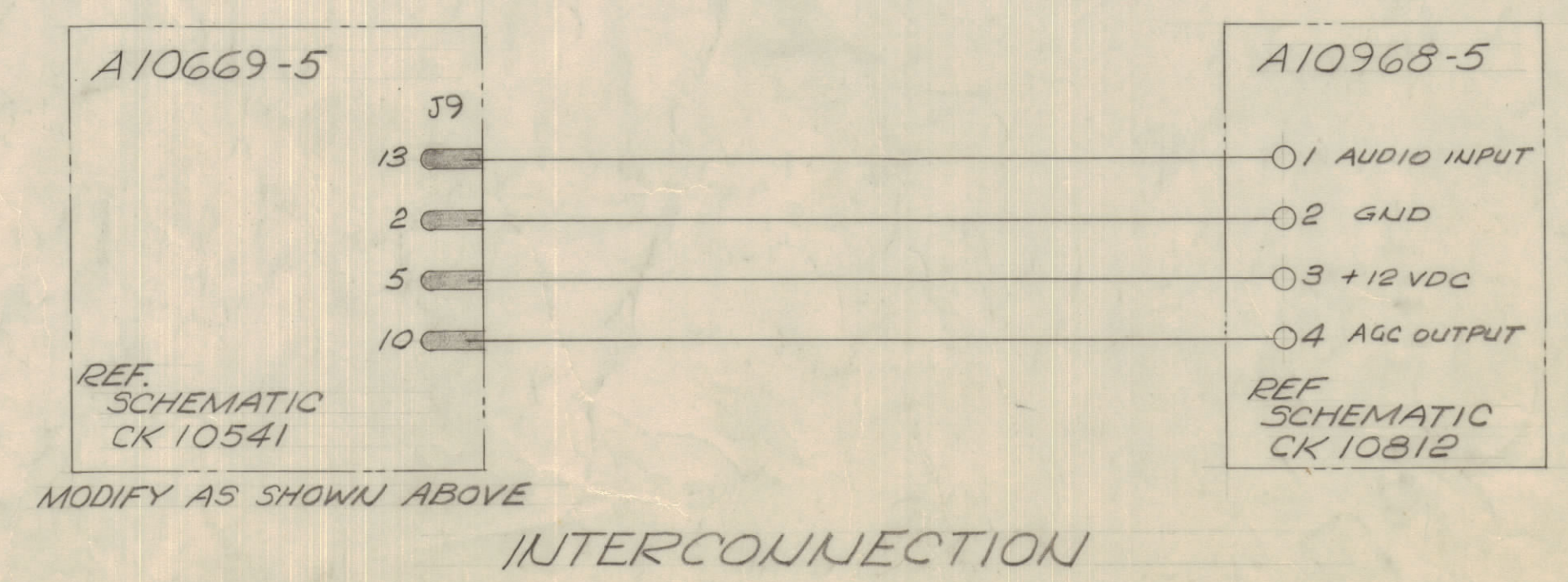
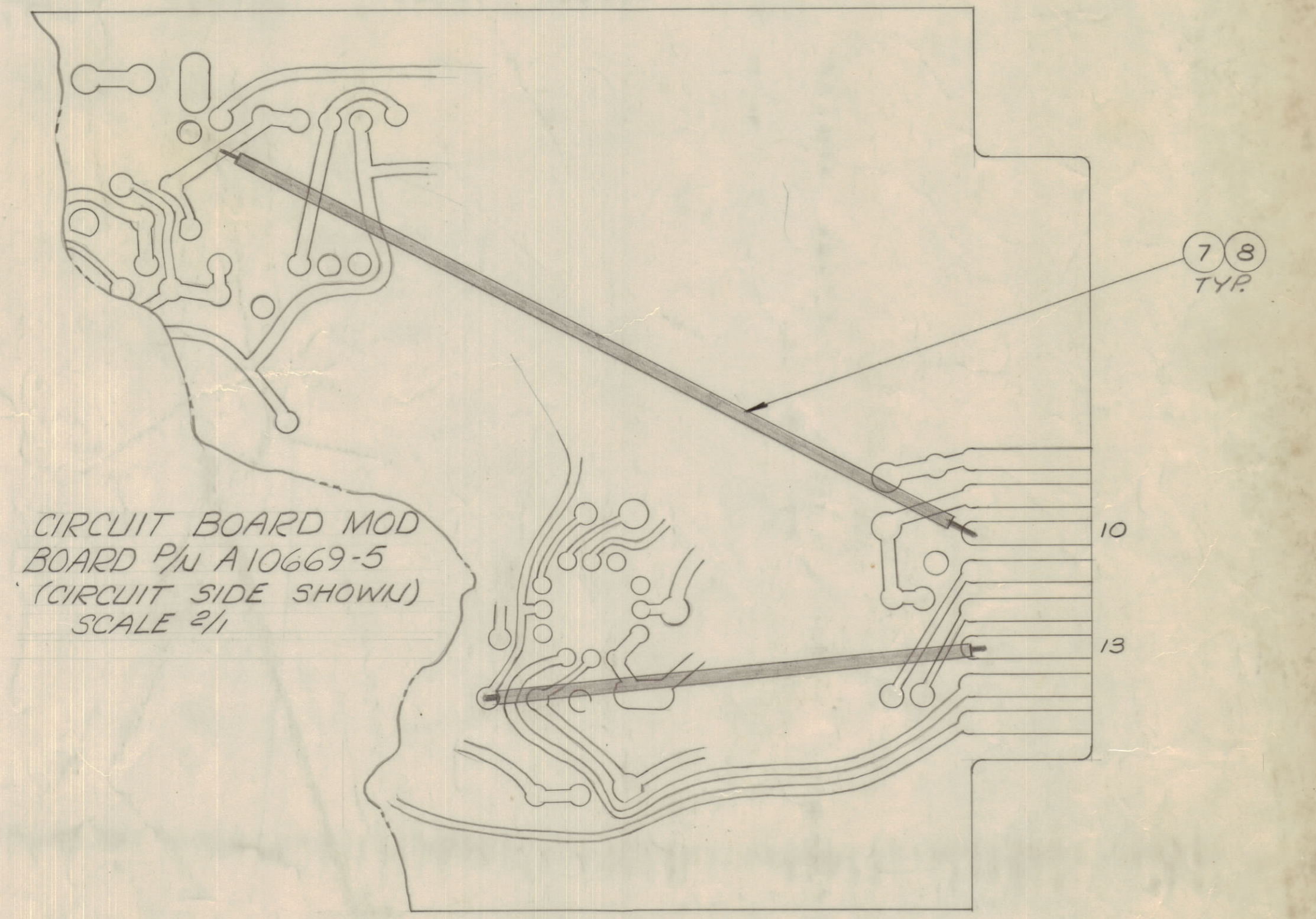
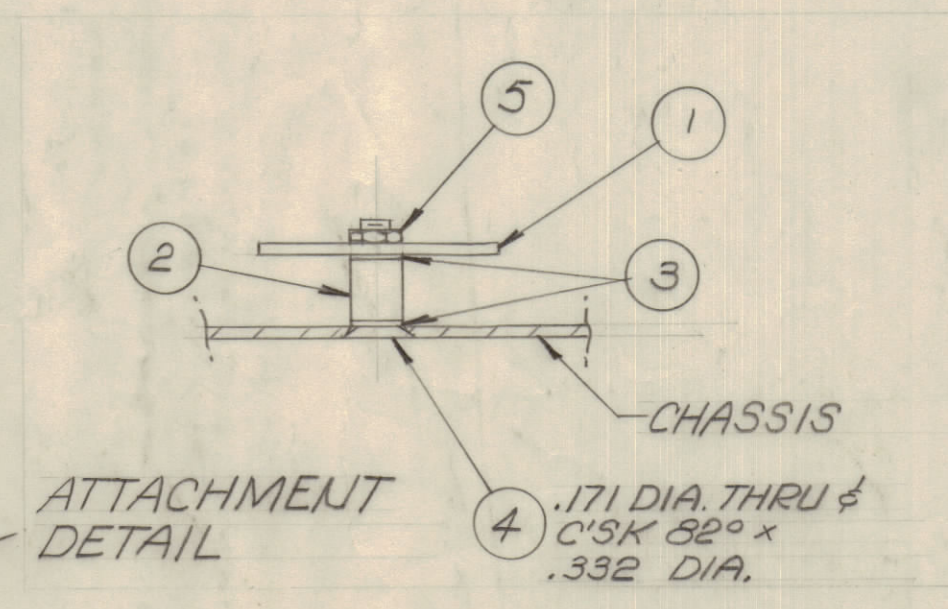
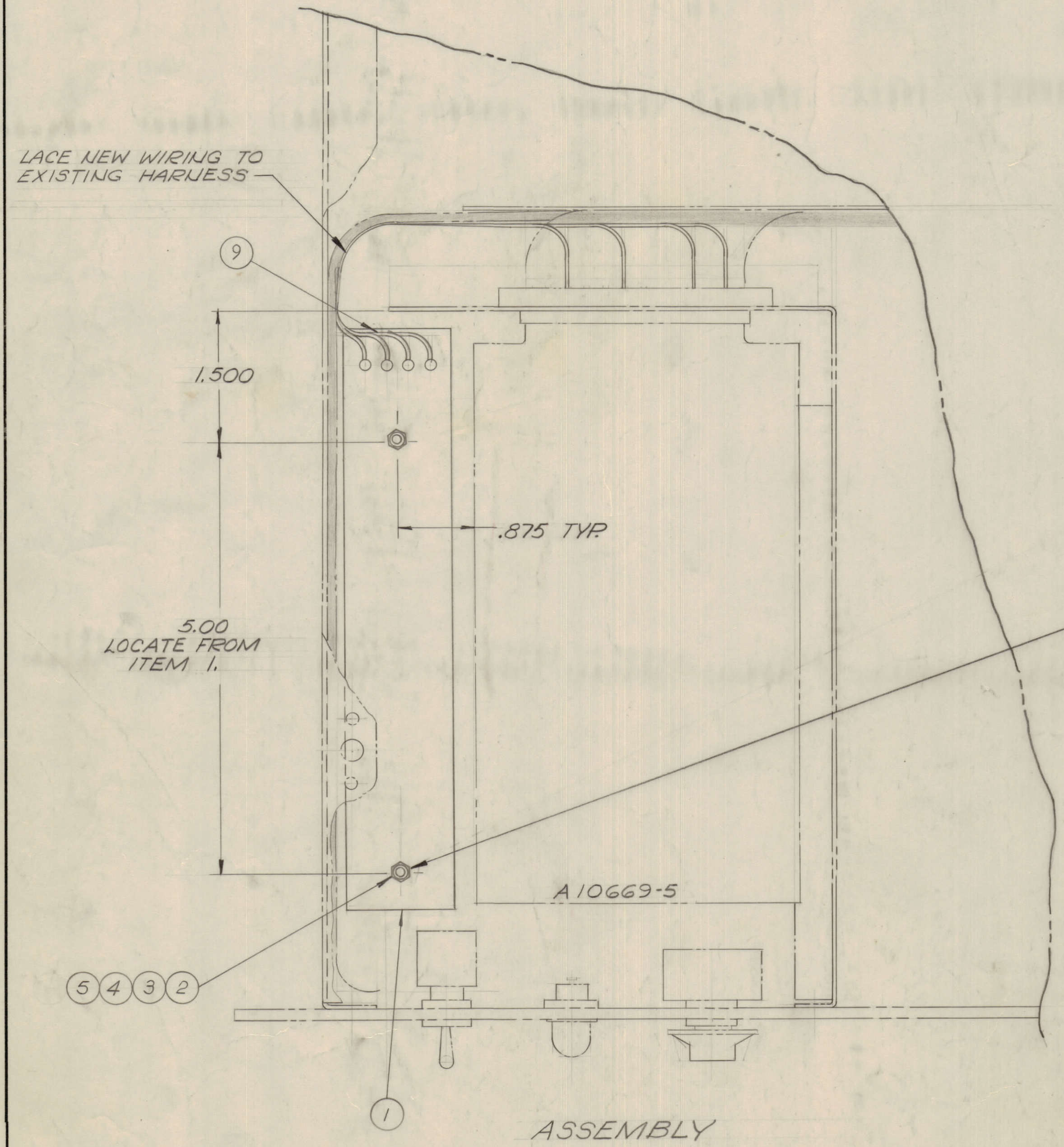


KIT 10041 \emptyset

IF IT IS FOUND DESIRABLE TO CHANGE ANY TOLERANCE OR OTHER DETAIL SPECIFIED ON THIS DRAWING NOTIFY THE PURCHASER PROMPTLY.		DIMENSIONS IN INCHES UNLESS OTHERWISE SPECIFIED	
MAXIMUM ALLOWABLE TOLERANCES HAVE BEEN DETERMINED AND DEVIATIONS WILL BE CAUSE FOR REJECTION. REMOVE ALL BURRS AND SHARP EDGES.			
ISSUE	ITEM	CHANGED FROM	DATE
\emptyset		PROD RELEASE	16 MAR 71

REQ	ITEM	PART NO.	DESCRIPTION	SYMBOL
1	1	A10968-5	PC. BD. AGC MOD ASSY	
2	2	TE117-2	SPACER	
4	3		WASHER LOCK, TOOTHED	
2	4		SCREW, FL HD.	
2	5		NUT HEX	
	6			
	7		WIRE BUSS, 22 GA	
	8		SLEEVING INSUL	
	9		WIRE ELECTRICAL	
	10			
	11			
	12			
	13			
	14			
	15			

NOTE: FOR PART NUMBERS, SEE NUMERICAL PARTS LISTING



TOLERANCES UNLESS OTHERWISE SPECIFIED		SCALE: VI & NOTED
ALL	DEC. DIM. \pm .X = .05	DRILL, PUNCH, COMMERCIAL STOCK
OTHERS	FRAC. DIM. \pm .XX = .01	SIZES AND MANUFACTURERS
	ANGULAR DIM. \pm 0° 30' .XXX = .005	TOLERANCES ARE NOT INCLUDED

STR-5	123-71	16 MAR 71
MODEL	PROJECT NO.	DATE

STOCK SIZE		TMC(Canada)LIMITED	
MATERIAL		OTTAWA ONTARIO	
TYPE & TEMPER		MOD KIT ASSY & DETAILS	
DRAWN		AGC MOD FOR STR-5	
CHECKED		THOMAS	
FINISH & SPEC. NO.		DRAWN	
		ELEC. DES. APP.	
		MECH. DES. APP.	
		HEAT TREAT SPEC.	
		CHECKED	
		FINAL APPROVAL	
		KIT 10041 \emptyset	