TMC PART NO.	SWITCHCRAFT PART NO.	FRAME TYPE	DIM. "X" (MAX.)	DIM. "L"	DIM. "D"	SCHEMATIC CIRCUIT	MATING MIL. PLUG	EQUIV. MIL. JACK NO.	EQUIV. WESTERN ELECTRIC JACK NO.
JJ-203-1	MT-342B	"A"	9/16	1/2	.206	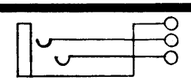	PJ-068	NONE	246A

SPECIFICATIONS: **STANDARD DRAWING**

FRAME & STACK SCREWS: STEEL, CADMIUM PLATED FOLLOWED BY AN IRIDESCENT IRIDITE DIP.

SPRINGS: SPECIAL ALLOY, SPRING TEMPERED NICKEL SILVER, WITH SOLDER LUGS **HOT** TINNED.

BUSHING: 1/2 HARD BRASS, BRIGHT NICKEL PLATED.

INSULATION: XXXP PAPER BASE PHENOLIC SPACERS, TYPE PBE-P PER MIL-P-3115A.

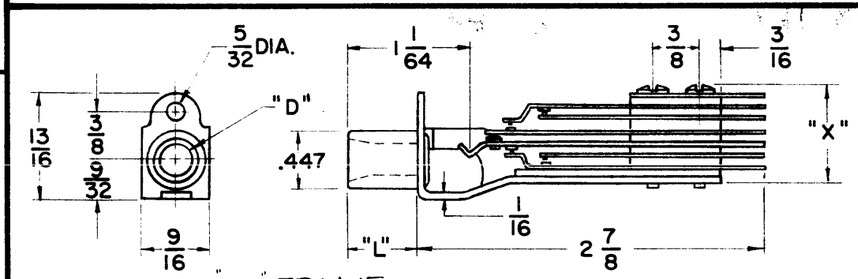

"C" FRAME

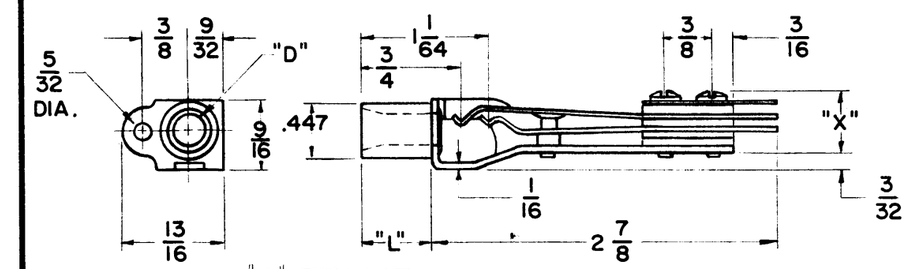

"A" FRAME

THE TECHNICAL MATERIEL CORPORATION
MAMARONECK, NEW YORK

SYM	DESCRIPTION	DATE	CH. NO.	DRAFTS	CHECKER	ENG. APP.

UNLESS OTHERWISE SPECIFIED:

DIMENSIONS ARE IN INCHES

TOLERANCES ON

FRACTIONS ± 1/64 DECIMALS ± .005 ANGLES ± 1/2°

SCALE:

MAXIMUM ALLOWABLE TOLERANCES HAVE BEEN DETERMINED AND ANY DEVIATIONS WILL BE CAUSE FOR REJECTION.
REMOVE ALL BURRS AND SHARP EDGES

REQ. PER UNIT	MODEL	SECTION	ASS'Y. NO.	DATE

USED ON

REQ.	ITEM	PART NO.	DESCRIPTION	SYMBOL

STOCK SIZE

MATERIAL

TYPE & TEMPER | HEAT TREAT. SPEC.

FINISH & SPEC. NO.

THE TECHNICAL MATERIEL CORP.
MAMARONECK, NEW YORK

JACK, TELEPHONE

DRAWN	CHECKER	FINAL APPROVAL
J.C. Biele		F.O.S
ELEC. DES. APP.	MECH. DES. APP.	JJ-203

TMC FORM NO. 109

DEFIANCE NO. 1 20 36352