
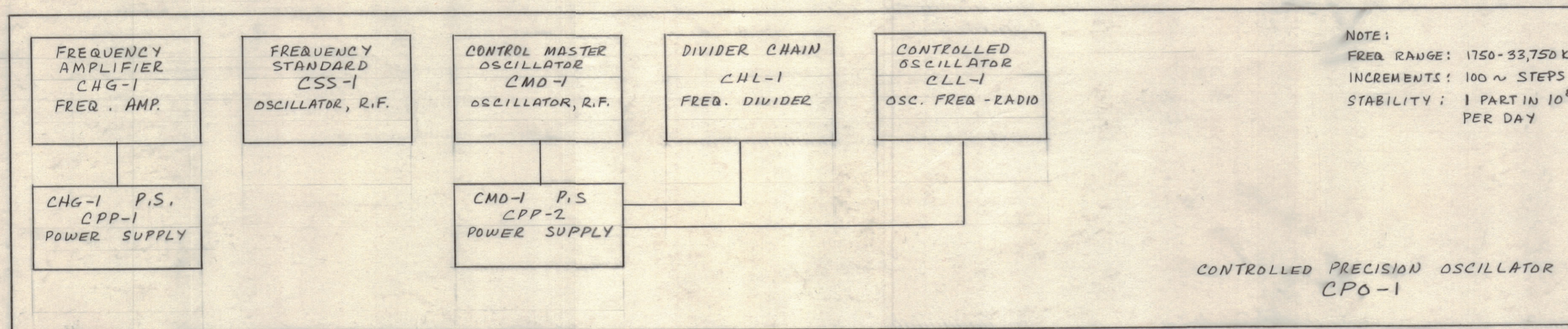
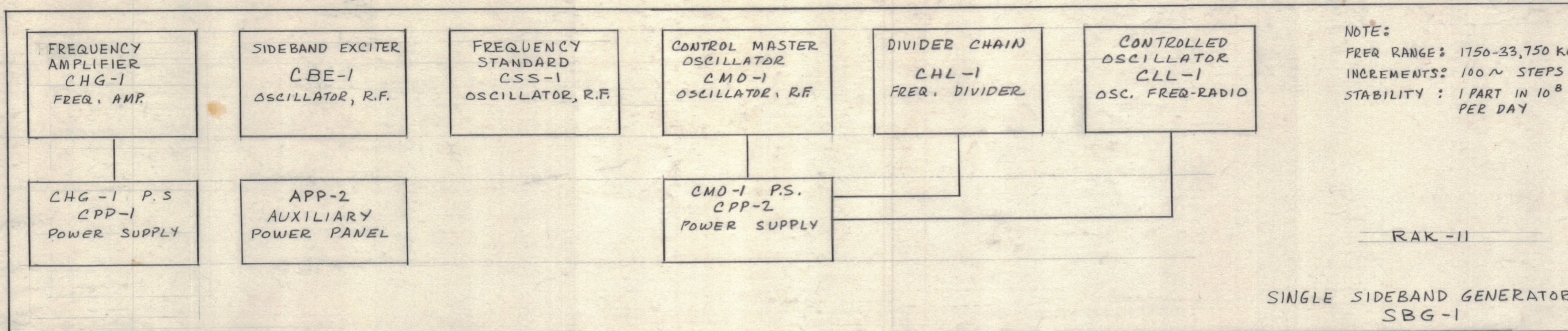


IF IT IS FOUND DESIRABLE TO CHANGE ANY TOLERANCE OR OTHER DETAIL SPECIFIED ON THIS DRAWING NOTIFY THE PURCHASER PROMPTLY.

MAXIMUM ALLOWABLE TOLERANCES HAVE BEEN DETERMINED AND DEVIATIONS WILL BE CAUSE FOR REJECTION. REMOVE ALL BURRS AND SHARP EDGES.



NOTICE TO PERSONS RECEIVING THIS DRAWING

THE TECHNICAL MATERIEL CORPORATION claims proprietary right in the material disclosed hereon. This drawing is issued in confidence for engineering information only and may not be reproduced or used to manufacture anything shown hereon without permission from THE TECHNICAL MATERIEL CORPORATION to the user. This drawing is loaned for mutual assistance and is subject to recall at any time.

Property of:

THE TECHNICAL MATERIEL CORPORATION
MAMARONECK, NEW YORK

ISSUE	ITEM	CHANGED FROM	DATE	CH. NO.	DRAFTS	CHECKER	ENG. APP.
TOLERANCES				SCALE:			
ALL	DEC. DIM. ±	DRILL, PUNCH, COMMERCIAL STOCK					
OTHERS	FRAC. DIM. ±	SIZES AND MANUFACTURERS					
	ANGULAR DIM. ±	TOLERANCES ARE NOT INCLUDED.					

REQ. PER UNIT	MODEL	PROJECT NO.	ASSY. NO.	DATE

REQ. ITEM	PART NO.	DESCRIPTION	SYMBOL
		THE TECHNICAL MATERIEL CORP. MAMARONECK, NEW YORK	
		BLOCK DIAGRAM FOR SBG-1/CPO-1/CPS-1	
		MJT 12-18-59	
		DRAWN	ELEC. DES. APP. MECH. DES. APP.
		CHECKED	FINAL APPROVAL
			IN-1132 ∅