

5

4

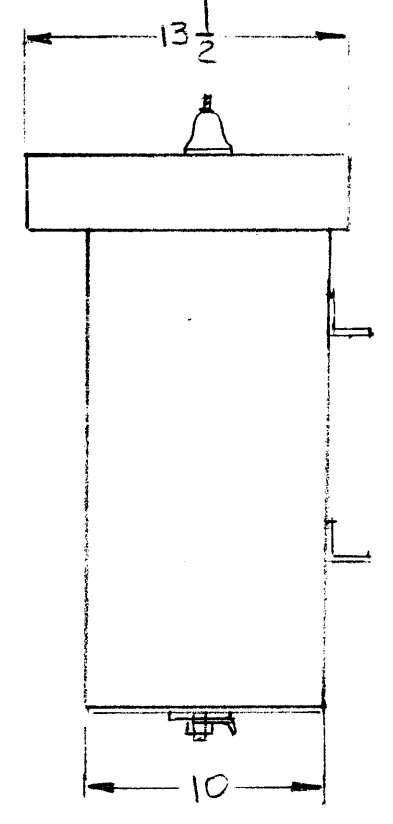
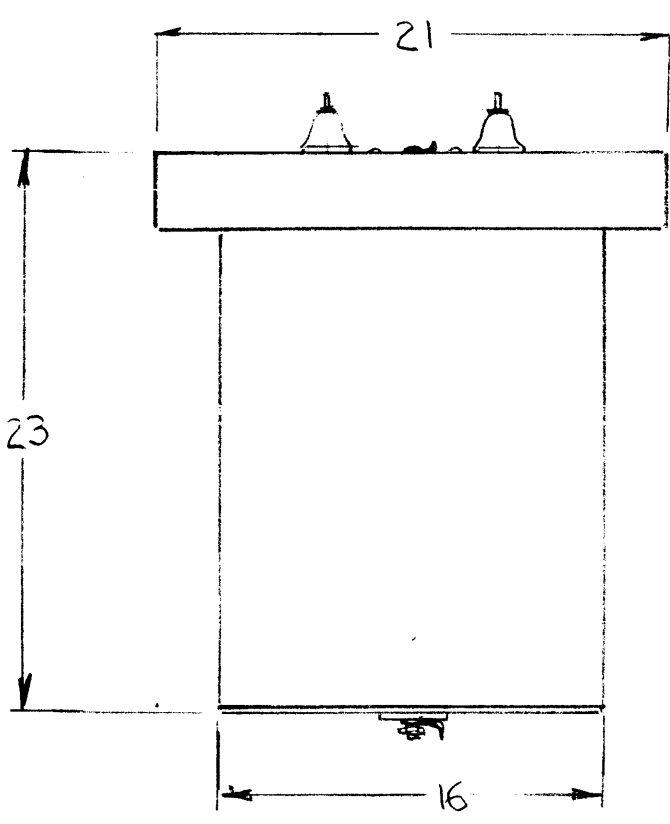
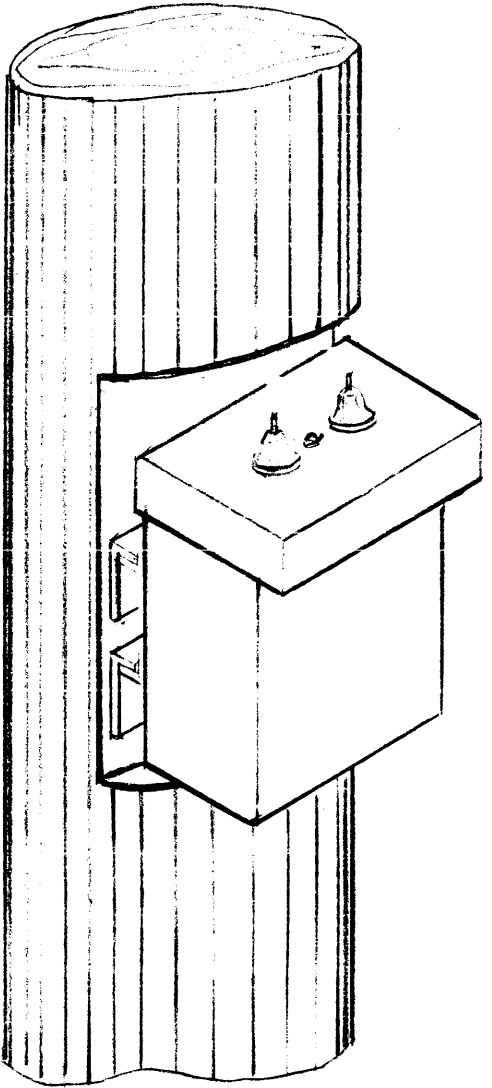
3

2

1

REVISIONS							
E.M.N. NO.	DRAFT	CHKD	ZONE	LTR	DESCRIPTION	DATE	APPROVED

26 *Ø* *DESIGN AT REQUEST FOR INFO* *4-25-70*



REQ'D	ITEM	PART NUMBER	DESCRIPTION	SYM.
-------	------	-------------	-------------	------

LIST OF MATERIAL

THE TECHNICAL MATERIEL CORP.
MAMARONECK, NEW YORK

INSTALLATION TER-500-21K

QTY / UNIT	MODEL USED ON	ASS'Y NO.
APPLICATION		
	CODE	

UNLESS OTHERWISE SPECIFIED DIMENSIONS ARE IN INCHES AND INCLUDE CHEMICALLY APPLIED OR PLATED FINISHES		FINAL APPROVAL <i>G.D.L.</i>	DATE
		MECH. DES.	DATE
		ELECT. DES.	DATE
		CHECKED	DATE
		DRAWN <i>G.D.L.</i>	DATE <i>4-18-70</i>
MATERIAL			
FINISH			

NOTICE TO PERSONS RECEIVING THIS DRAWING
THE TECHNICAL MATERIEL CORPORATION claims proprietary right in the material disclosed hereon. This drawing is issued in confidence for engineering information only and may not be reproduced or used to manufacture anything shown hereon without permission from THE TECHNICAL MATERIEL CORPORATION to the user. This drawing is loaned for mutual assistance and is subject to recall at any time.

SIZE	CODE IDENT. NO.	DWG NO.	ISSUE
B	82679	ID 479	Ø
SCALE	SHEET		OF

5

4

3

2

1