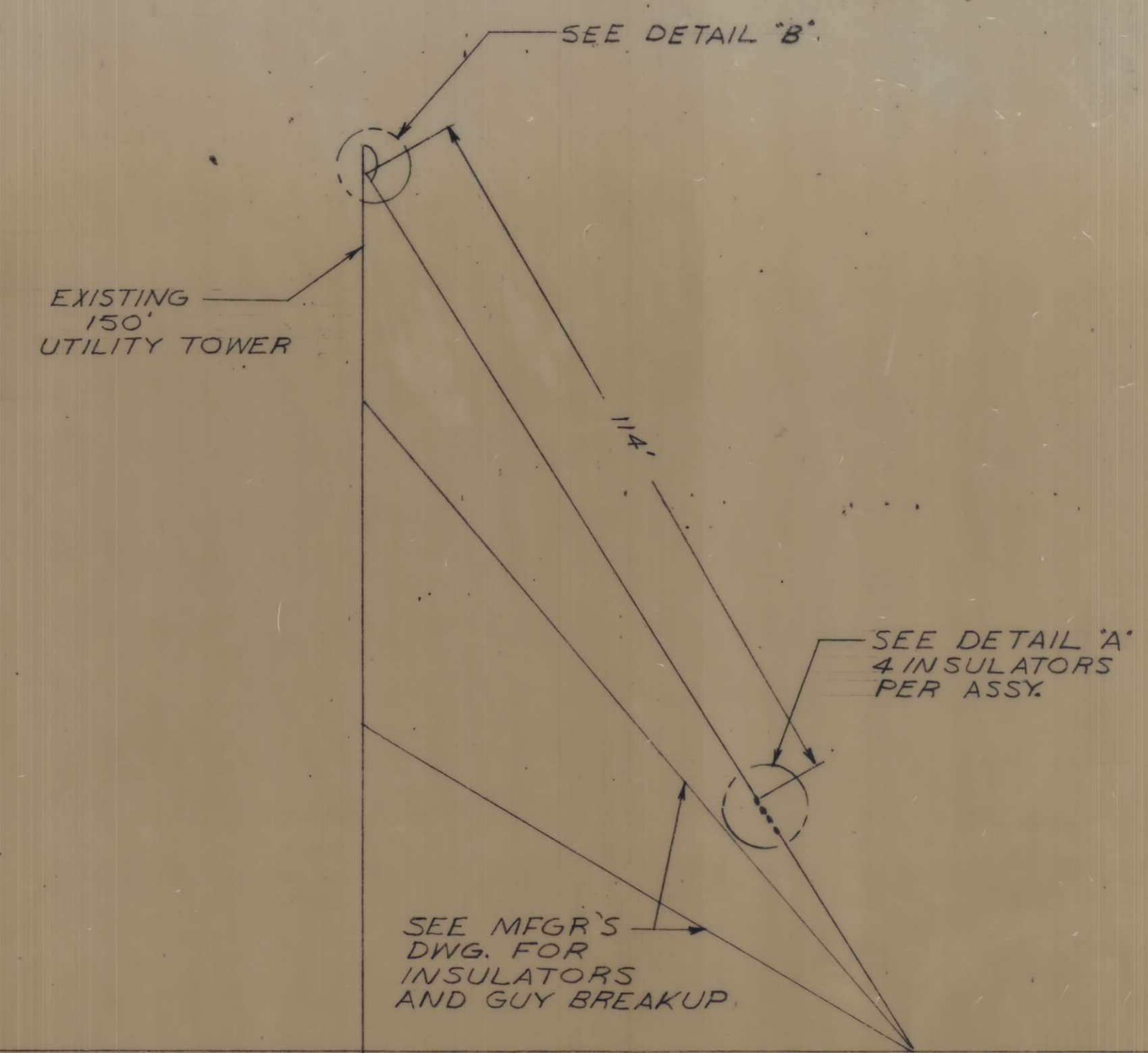


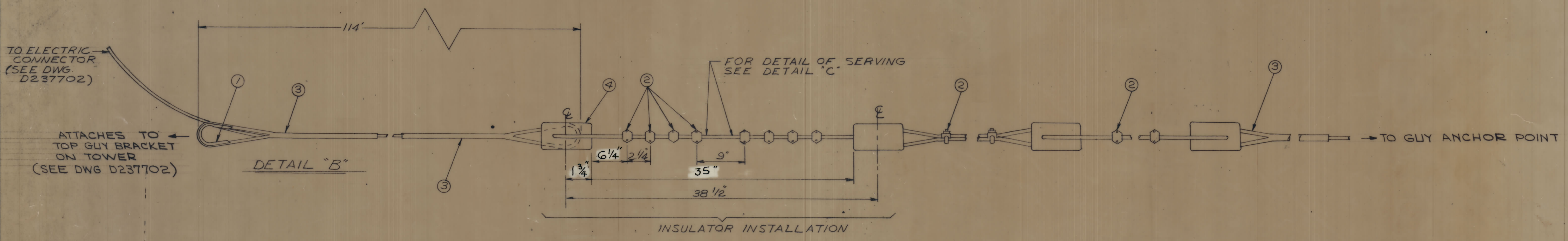
REVISIONS				
ZONE	SYM.	DESCRIPTION	DATE	APPROVAL
G4	A	CHANGED INSULATORS FROM 504 TO 502	10-18 66	<i>[Signature]</i>
E7	A	CHANGED PLAN VIEW TO ELEVATION	66	
C7	B	DIM. ON INSUL. REVISED	11/7/66	<i>[Signature]</i>

TABLE 1
HARDWARE

1	2	3	4
THIMBLE	CABLE CLIP	PREFORMED CABLE GRIP	INSULATOR
3/8"	3/8"	3/8"	LOCKE 502




ELEVATION OF STRUCTURAL GUYING



SPACE CABLE CLIPS 2 1/4" APART (U-BOLT SHALL BEAR ON DEAD END.)

DETAIL A
SEE TABLE 1 FOR HARDWARE DATA



REQD.	PART NO.	ITEM	DESCRIPTION	MATL. OR MFR.	MATL. SPEC. OR CAT. NO.	CKT. SYM.	UNIT WT.	ZONE
LIST OF MATERIAL								
UNLESS OTHERWISE SPECIFIED			SIGNATURE	DATE	TOP LOADING GUY DETAIL			
DIMENSIONS ARE IN INCHES			DR. C.B.	9-12 66	T.M.C. KIT # 312 FOR UTILITY TOWER TYPE "170K.D."			
TOLERANCES ON:			CHK. P. WELLER	9-13 66				
DEC. FRACT. ANG. RMS. FIN.			ENGR. P.V.G.	9-15 66				
MATERIAL:					THE TECHNICAL MATERIEL CORP. 700 FENIMORE ROAD MAMARONECK, N. Y.			
FINISH:					ID 379			
D237700					D237703			
USED ON NEXT ASSY.					REV. B			
PROJ. APPD.					SCALE: NONE JOB #237-7 SHEET 4 OF 4			