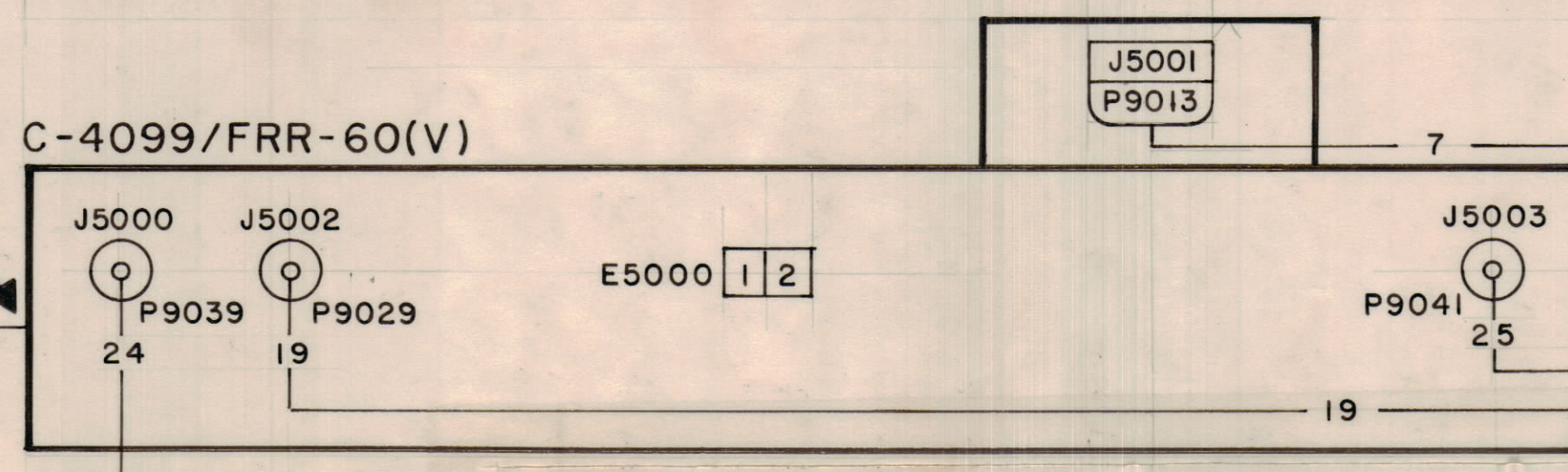
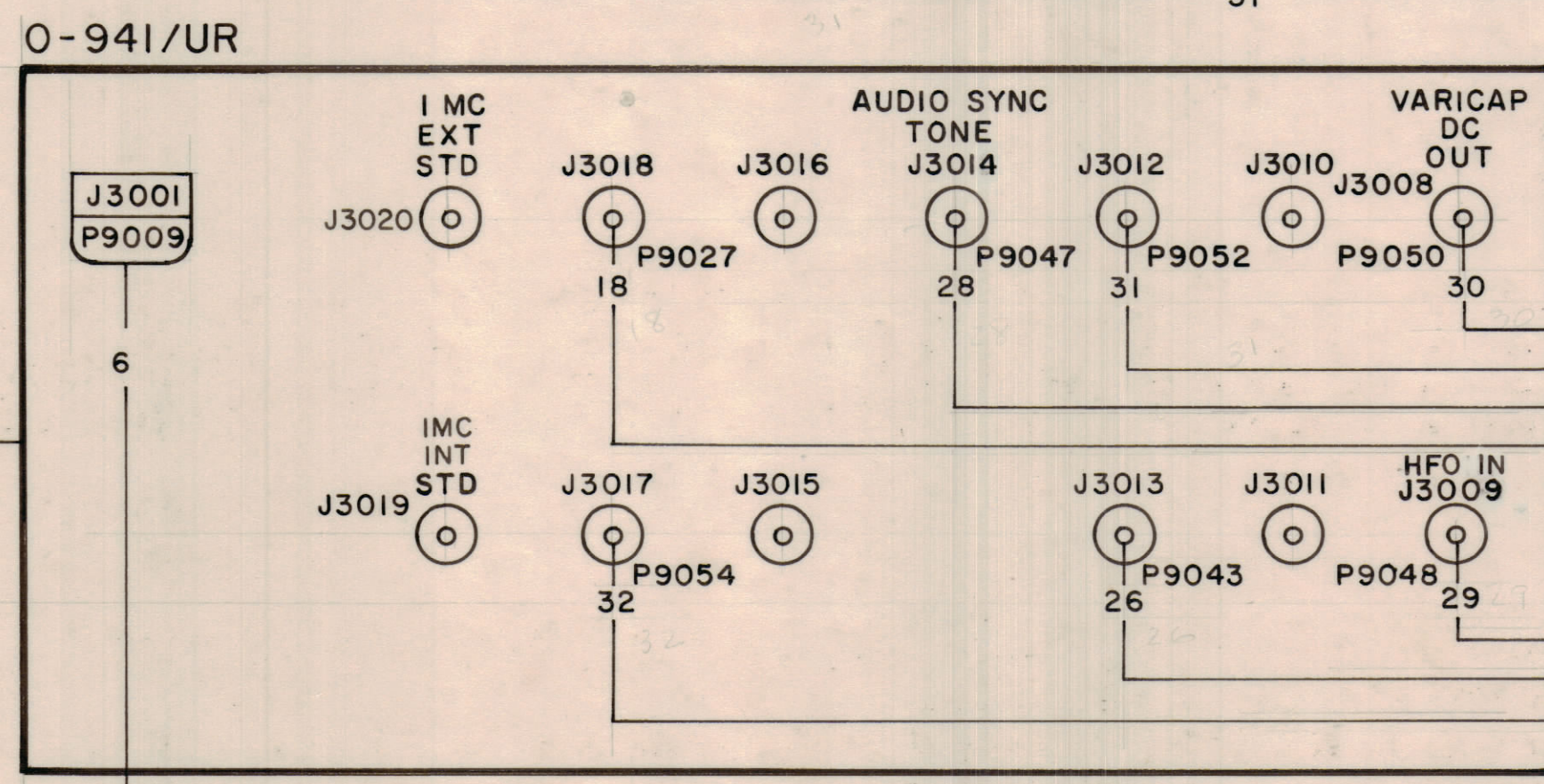
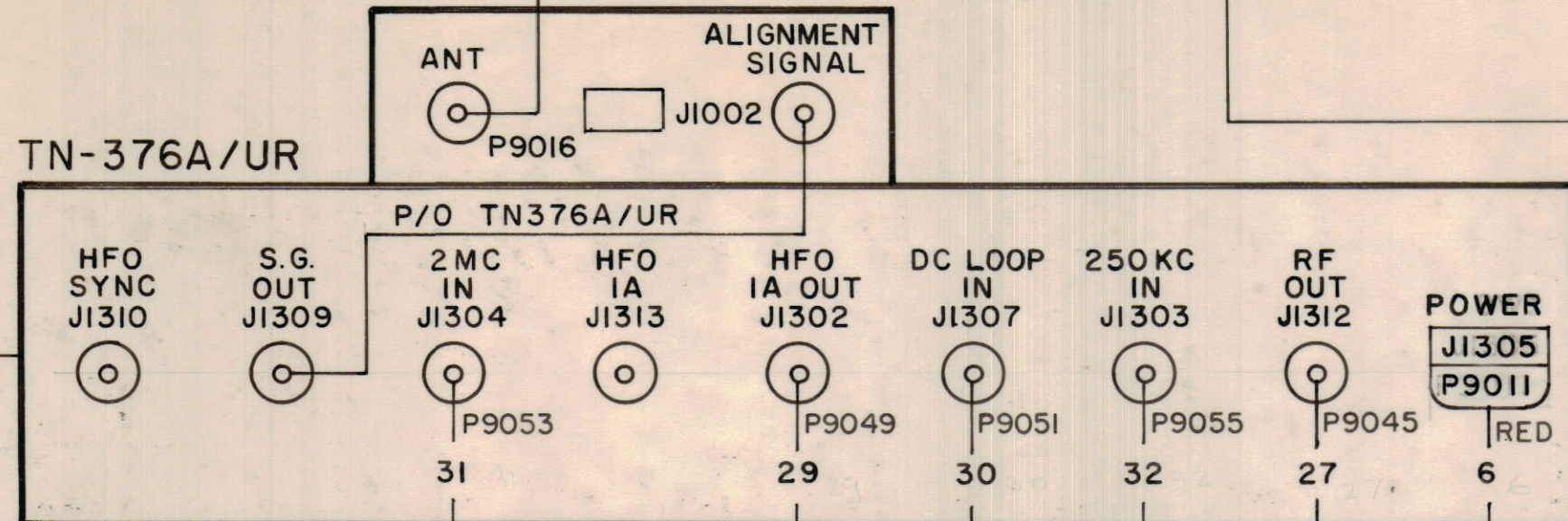


| REVISIONS |      |             |      |        |       |           |
|-----------|------|-------------|------|--------|-------|-----------|
| SYM       | ZONE | DESCRIPTION | DATE | E.M.N. | DRAFT | CHKD APPD |
|           |      |             |      |        |       |           |



12  
GROUNDED TO CABINET

GROUND AT OVEN MTG. SCREW ON C-4099/FRR-60 (v)

33  
GROUND TO CABINET

24 26 25 7 6 28 19 18 13 SEE SHEET 7 OF 11

|  |                 |            |  |               |     |  |
|--|-----------------|------------|--|---------------|-----|--|
| CONTRACT NO.<br>N600(63133-11-126)63002<br>TECHNICAL MATERIEL CORP<br>DWG NO. ID-324-6<br>APPROVED _____ DATE _____<br>SATISFACTORY TO: _____<br>DATE: _____ | <b>EXAMINED</b> |            | NAVAL SHORE ELECTRONICS<br>ENGINEERING CENTER<br>WASHINGTON, D C |               |     |  |
|  | OFFICIAL        | SIGNATURE  | AN/FRR 60(v)3<br>RECEIVING, SET, RADIO                           |               |     |  |
|  | BR HEAD         |            |  |               |     |  |
|  | PROJ ENG        |            |  |               |     |  |
|  | DIV DIR         |            |  |               |     |  |
| PROJ DIR   |                 |            |  |               |     |  |
| DRAFTSEC   |                 | RW<br>23   | CODE IDENT<br>82679  | SIZE<br>C     | 561 |  |
| DRAWN  |                 |            |  |               |     |  |
| FEDERAL SUPPLY CODE 82679  |                 | SCALE NONE |  | SHEET 6 OF 11 |     |  |
| CONTR DRAWING NO. ID-324-6   |                 |            |  |               |     |  |