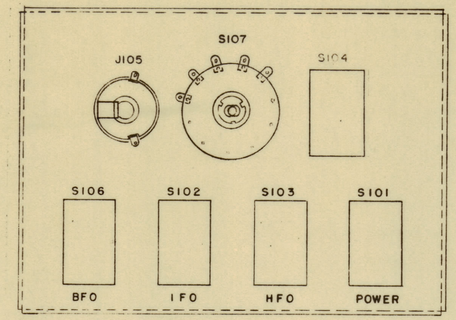

SUB-CONTROL PANEL
REAR VIEW

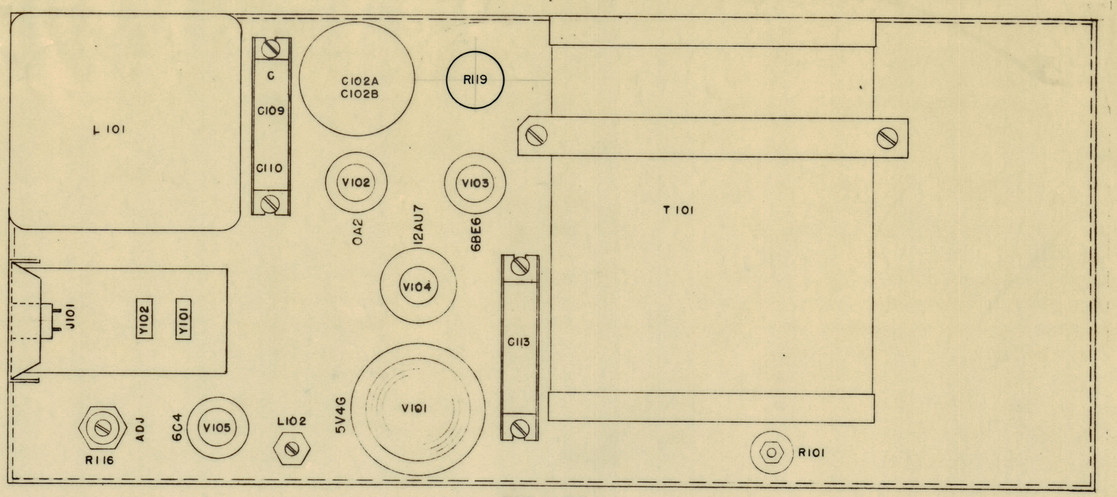

TOP VIEW

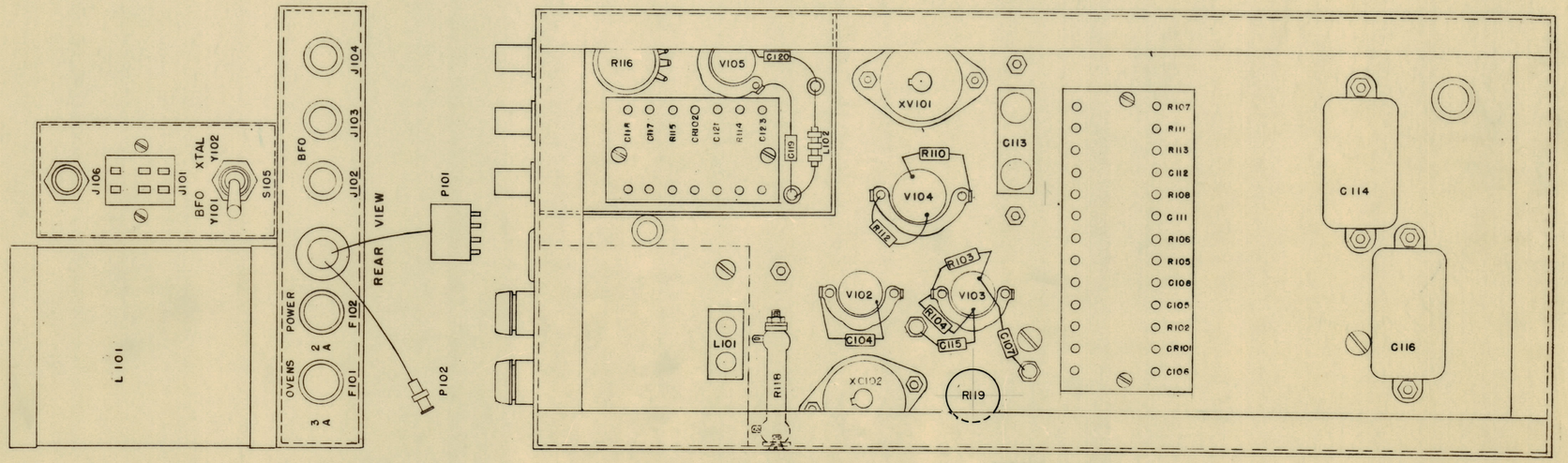

BOTTOM VIEW

NOTE:
R.F. JACKS COLORED AS FOLLOWS:
J102 = BLACK / YELLOW.
J104 = BLACK / GREEN.

NOTICE TO PERSONS RECEIVING THIS DRAWING

THE TECHNICAL MATERIEL CORPORATION claims proprietary right in the material disclosed hereon. This drawing is issued in confidence for engineering information only and may not be reproduced or used to manufacture anything shown hereon without permission from THE TECHNICAL MATERIEL CORPORATION to the user. This drawing is loaned for mutual assistance and is subject to recall at any time.

Property of:
THE TECHNICAL MATERIEL CORPORATION
MAMARONECK, NEW YORK

ID-240

SYM	ZONE	DESCRIPTION	DATE	CH. NO.	DRAFTS	CHECKER	ENG. APP.

UNLESS OTHERWISE SPECIFIED:
DIMENSIONS ARE IN INCHES
TOLERANCES ON
FRACTIONS ± 1/64 DECIMALS ± .005 ANGLES ± 1/2°

SCALE

MAXIMUM ALLOWABLE TOLERANCES HAVE BEEN DETERMINED AND ANY DEVIATIONS WILL BE CAUSE FOR REJECTION.
REMOVE ALL BURRS & SHARP EDGES

TMC FORM NO. 111

REQ. PER UNIT	MODEL	SECTION	ASS'Y. NO.	DATE
	VOX-5			1-10-61

USED ON

REQ.	ITEM	PART NO.	DESCRIPTION	SYMBOL

STOCK SIZE

MATERIAL

TYPE & TEMPER | HEAT TREAT. SPEC.

FINISH & SPEC. NO.

THE TECHNICAL MATERIEL CORP.
MAMARONECK, NEW YORK

COMPONENT LAYOUT POWER SUPPLY
VOX-5

DRAWN: W.A.F. | CHECKED: [signature] | FINAL APPROVAL: [signature]

ELEC. DES. APP. | MECH. DES. APP. | SHEET OF

ID-240

DEFIANCE NO. 1020