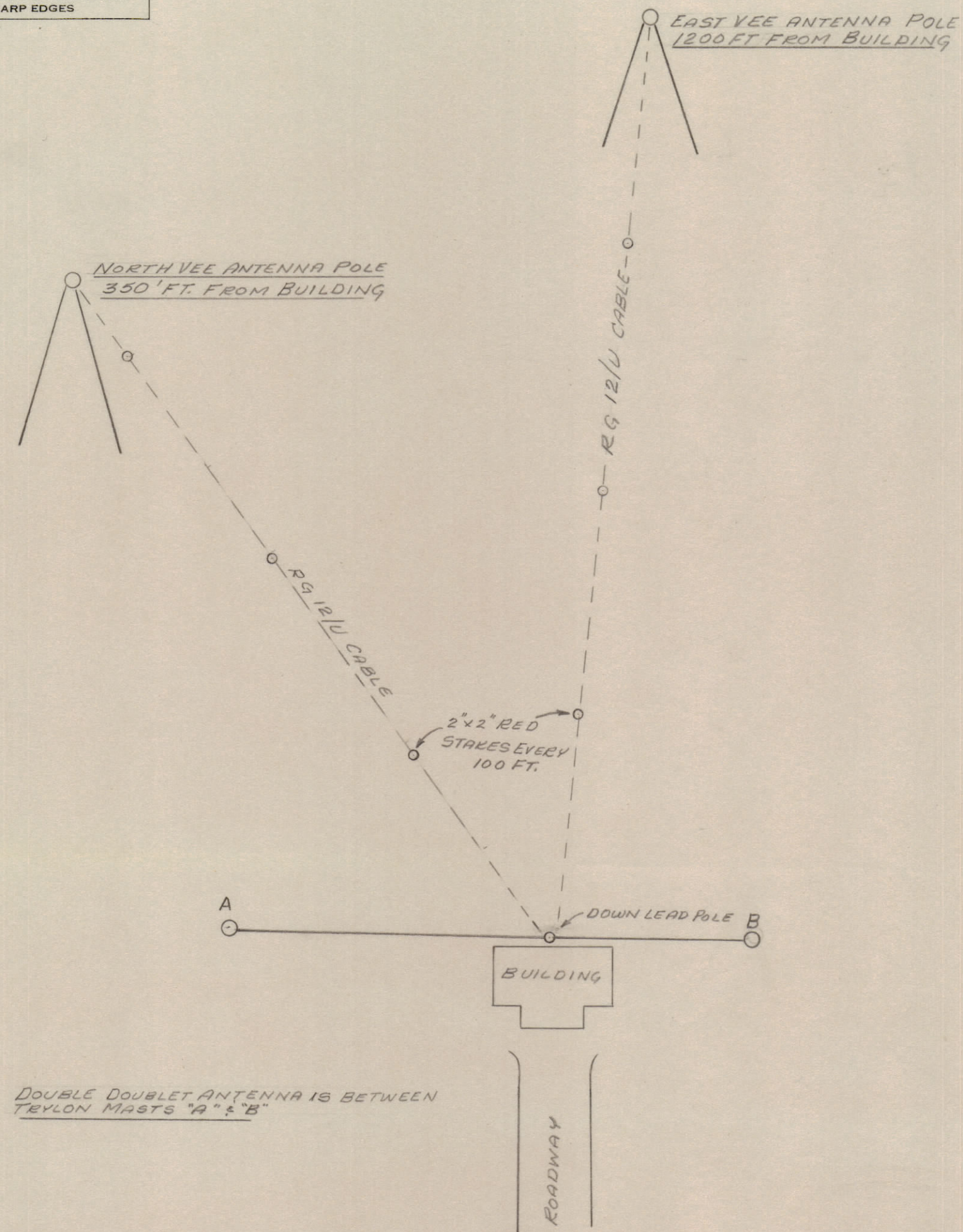
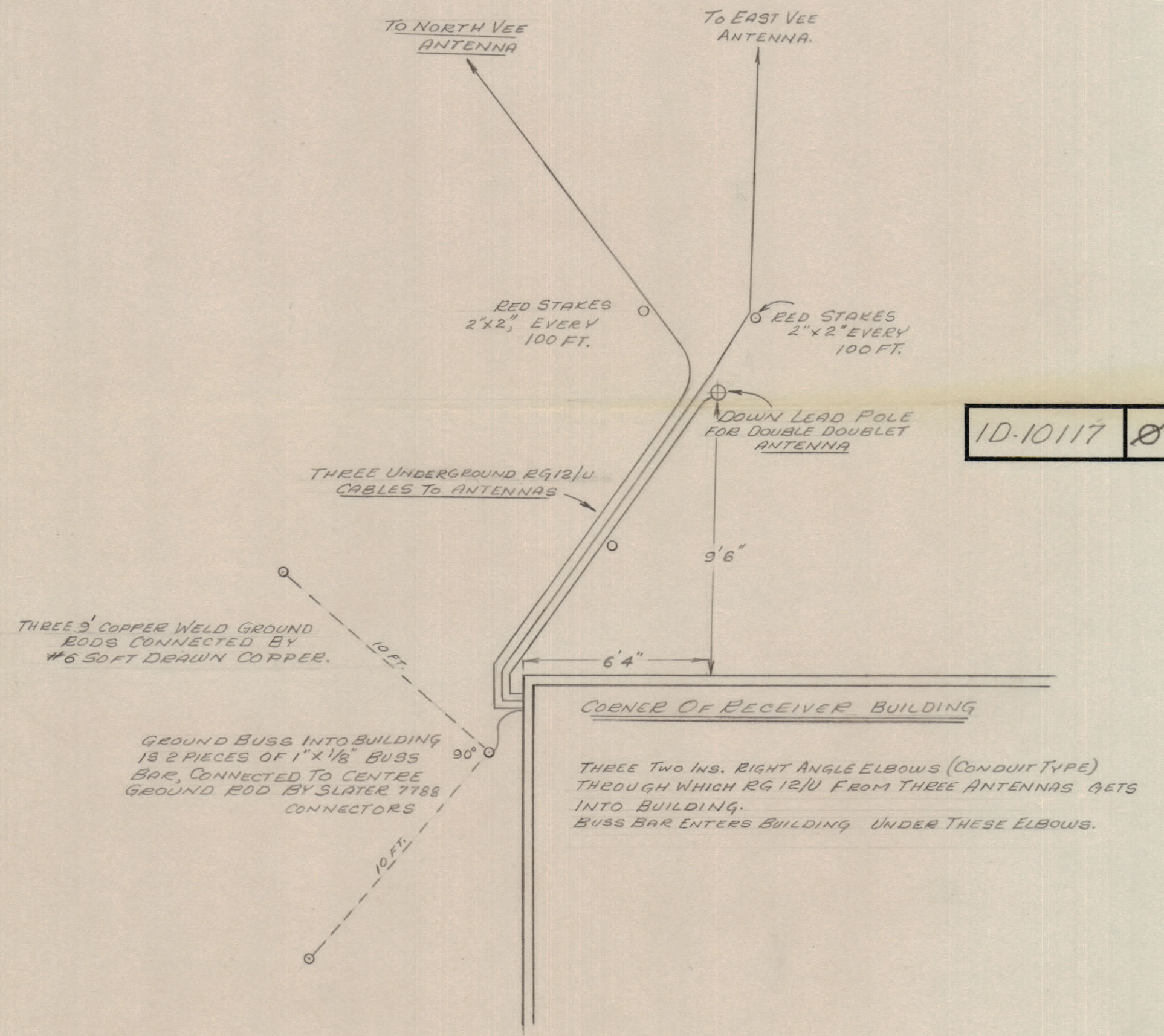
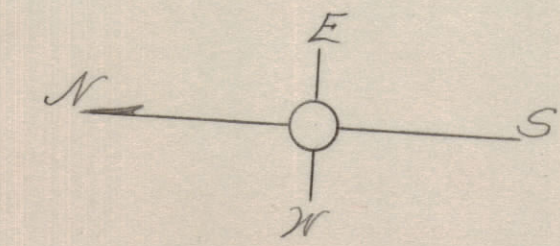


IF IT IS FOUND DESIRABLE TO CHANGE ANY TOLERANCE OR OTHER DETAIL SPECIFIED ON THIS DRAWING NOTIFY THE PURCHASER PROMPTLY.

MAXIMUM ALLOWABLE TOLERANCES HAVE BEEN DETERMINED AND DEVIATIONS WILL BE CAUSE FOR REJECTION. REMOVE ALL BURRS AND SHARP EDGES



DOUBLE DOUBLET ANTENNA IS BETWEEN TETLON MASTS "A" & "B"



1D-10117 Ø

ISSUE	ITEM	CHANGED FROM	DATE	CN. NO.	DRAFTS	CHECKER	ENG. APP.
TOLERANCES		SCALE:					
ALL OTHERS	DEC. DIM. ± FRAC. DIM. ± ANGULAR DIM. ±	DRILL, PUNCH, COMMERCIAL STOCK SIZES AND MANUFACTURERS TOLERANCES ARE NOT INCLUDED.					

MODEL	PROJECT NO. 8548	ASS'Y. NO.	DATE 28/3/57
USED ON			

REQ. ITEM	PART NO.	DESCRIPTION	SYMBOL
STOCK SIZE		TMC (Canada) LIMITED OTTAWA ONTARIO	
MATERIAL			
TYPE & TEMPER		ANTENNA SITING	
HEAT TREAT. SPEC.		REMOTE SITE TORBAY	
FINISH & SPEC. NO.		L. MARION DRAWN ELEC. DES. APP. MECH. DES. APP.	
		CHECKED	FINAL APPROVAL
		1D-10117 Ø	