

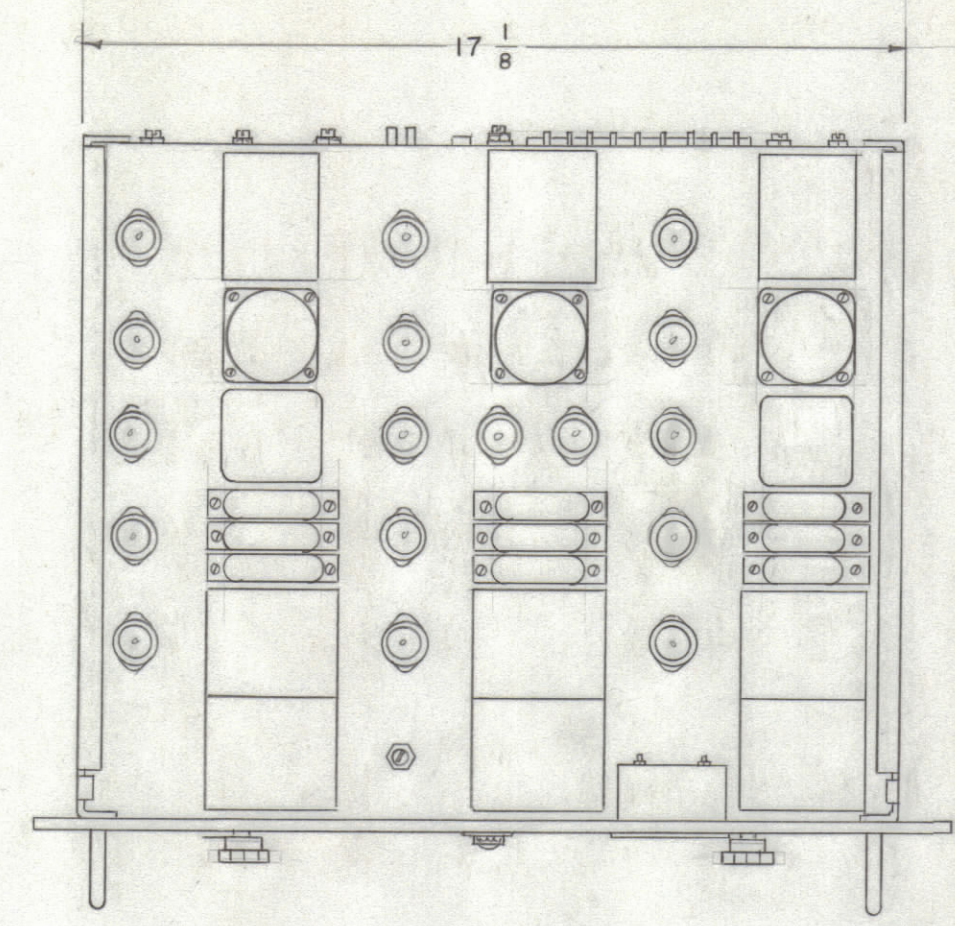
IF IT IS FOUND DESIRABLE TO CHANGE ANY TOLERANCE OR OTHER DETAIL SPECIFIED ON THIS DRAWING NOTIFY THE PURCHASER PROMPTLY.

MAXIMUM ALLOWABLE TOLERANCES HAVE BEEN DETERMINED AND DEVIATIONS WILL BE CAUSE FOR REJECTION. REMOVE ALL BURRS AND SHARP EDGES

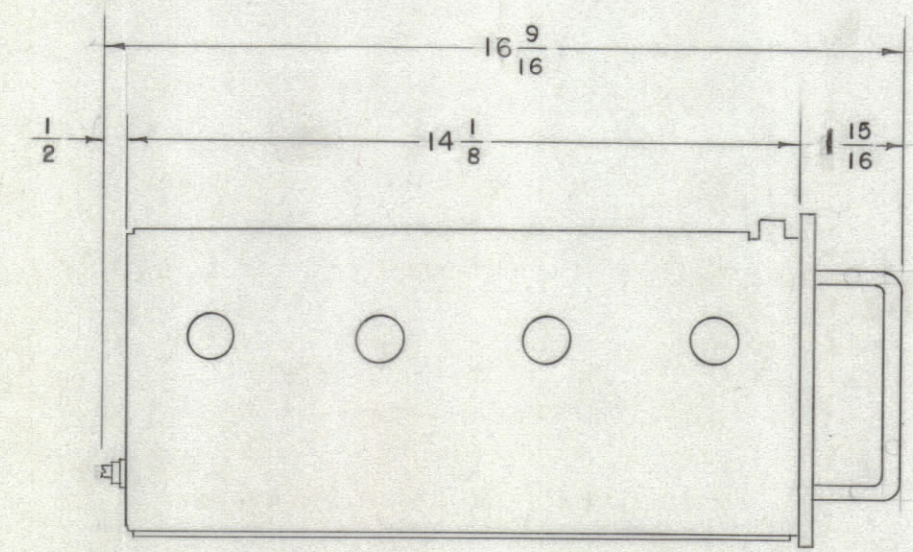
NOTICE TO PERSONS RECEIVING THIS DRAWING

THE TECHNICAL MATERIEL CORPORATION claims proprietary right in the material disclosed hereon. This drawing is issued in confidence for engineering information only and may not be reproduced or used to manufacture anything shown hereon without permission from THE TECHNICAL MATERIEL CORPORATION to the user. This drawing is loaned for mutual assistance and is subject to recall at any time.

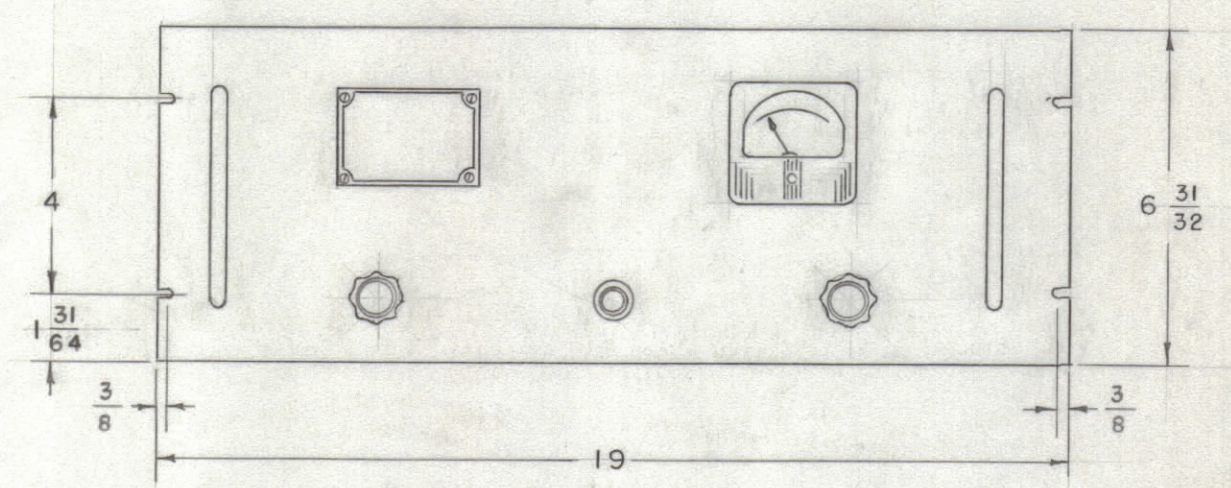
Property of:
THE TECHNICAL MATERIEL CORPORATION
115 MAMARONECK, NEW YORK



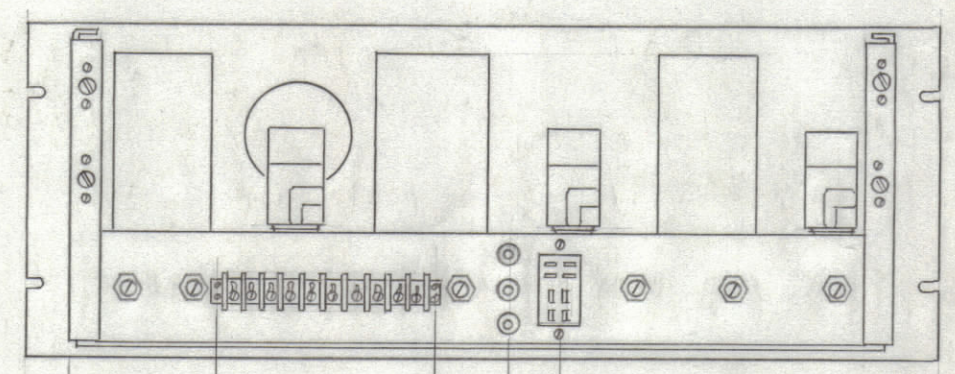
TOP VIEW
(COVER REMOVED)



LEFT SIDE VIEW



FRONT VIEW



REAR VIEW

ID-152

ISSUE	ITEM	CHANGED FROM	DATE	CN. NO.	DRAFTS	CHECKER	ENG. APP.
TOLERANCES		SCALE:					
ALL OTHERS	DEC. DIM. ± FRAC. DIM. ± ANGULAR DIM. ±	DRILL, PUNCH, COMMERCIAL STOCK SIZES AND MANUFACTURERS TOLERANCES ARE NOT INCLUDED.					

REQ.	ITEM	PART NO.	DESCRIPTION	SYMBOL
THE TECHNICAL MATERIEL CORP. MAMARONECK, NEW YORK				
AUDIO FREQUENCY DETECTOR				
CV-5013,14,15,16,17()/FRA-501				
DRAWN		AB 7-27-55	WDC	
CHECKED		CSB		
HEAT TREAT. SPEC.		A. J. J.		
FINISH & SPEC. NO.		ID-152		

MODEL	PROJECT NO.	ASS'Y. NO.	DATE
USED ON			