
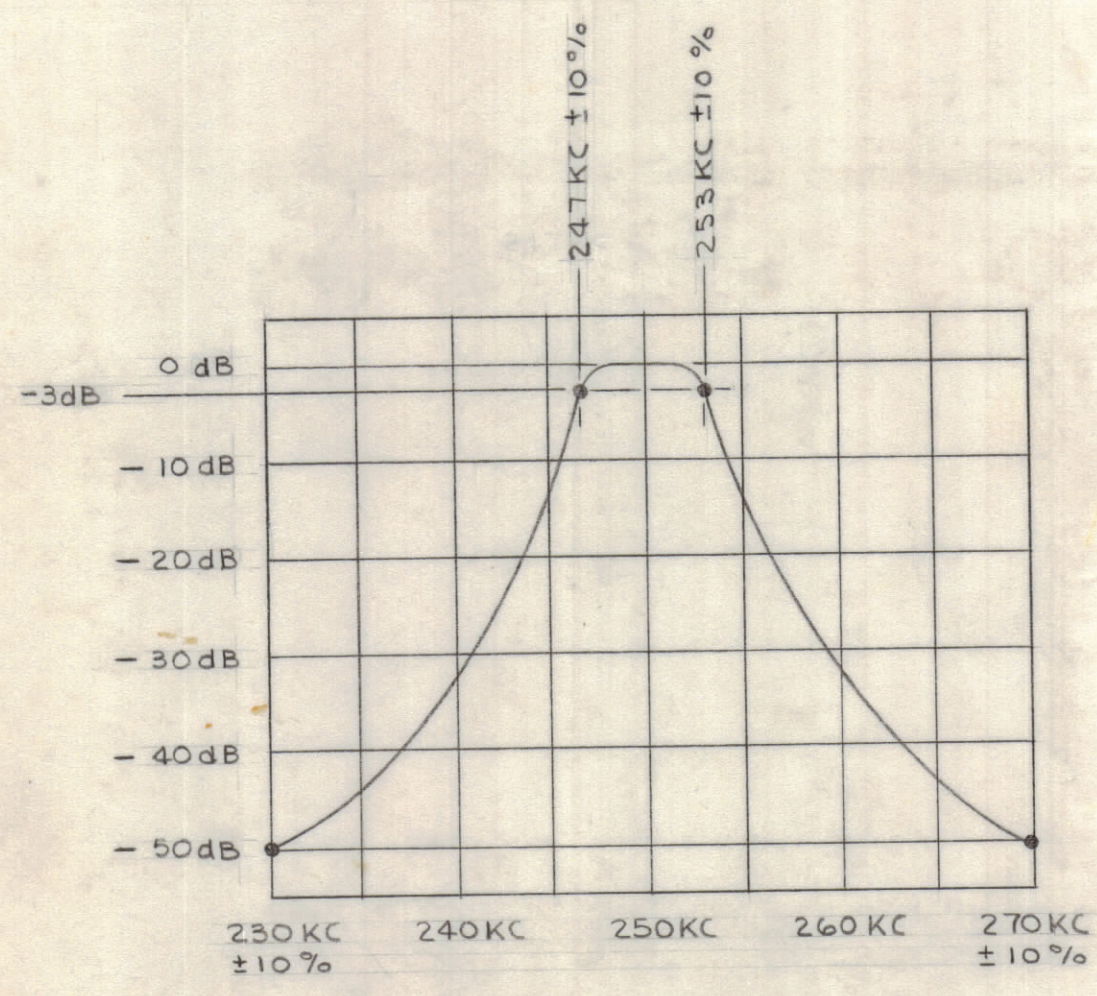
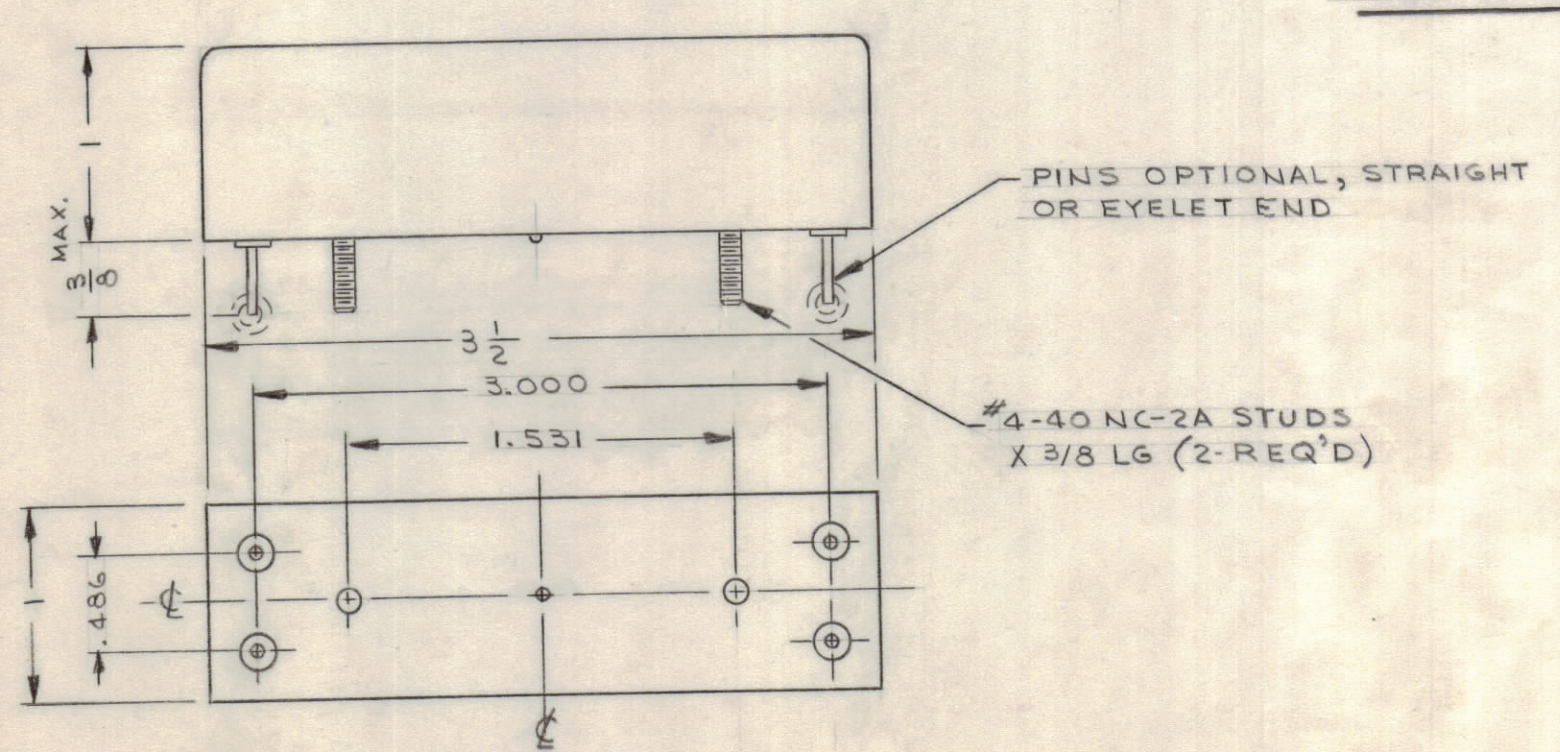
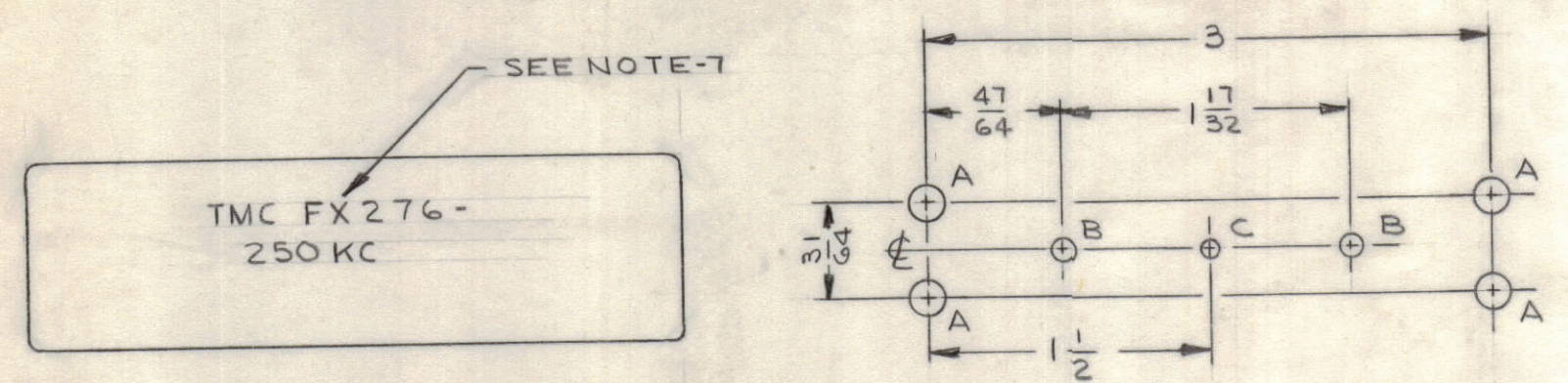


REVISIONS						
SYM	ZONE	DESCRIPTION	DATE	E.M.N. NO.	DRAFT	CHKD APPD
X		EXP. RELEASE	12/27/66		JL	JL
Ø		ORIGINAL RELEASE FOR PRODUCTION	4/7/69		W.	



- SPECIFICATIONS -
- FREQUENCY DATA
    - A. OPER FREQ.: 250 KC
    - B. BANDWIDTH: 6 KC AT -3 dB POINTS
    - C. CAPACITIVE LOAD IMPEDANCE: 10 K OHMS
  - SOURCE & LOAD IMPEDANCE: 10K OHMS
  - OPER TEMP RANGE: -40°C TO +70°C
  - CASE DATA
    - A. MATERIAL: BRASS
    - B. FINISH: BRUSHED NICKEL
    - C. CONSTRUCTION: HERMETICALLY SEALED
    - D. DIMENSIONS: AS SHOWN PICTORIALY
    - E. SPECIAL FEATURE: WILL WITHSTAND VIBRATION TEST PER MIL-STD-202A, METHOD 201A & SHOCK TEST PER MIL-STD-202A, METHOD 202A.
  - TERMINAL DATA:
    - A. QUANTITY: 4
    - B. TYPE: SOLDER STUD
    - C. MATERIAL & FINISH:
  - MOUNTING: PER DETAIL
  - MARKING: CASE SHALL BE MARKED WITH TMC PART NUMBER W/LATEST REV. LETTER AND FREQUENCY AS SHOWN, WITH 1/8 HIGH BLACK GOTHIC LETTERING
  - INSERTION LOSS: < 10 dB



UNLESS OTHERWISE SPECIFIED DIMENSIONS ARE IN INCHES TOLERANCES ON FRACTIONS DECIMALS ANGLES ±1/64 ±.005 ±1/2°

MATERIAL

FINISH

QTY REQ	ITEM	PART NO.	DESCRIPTION	SYMBOL
BILL OF MATERIAL				
FINAL APPROVAL <i>[Signature]</i> DATE 4-7-69 MECH. DES. DATE ELECT. DES. DATE CHECKED <i>[Signature]</i> DATE 4-2-69 DRAWN JL DATE 12/27/66			THE TECHNICAL MATERIEL CORP. MAMARONECK, NEW YORK FILTER, BANDPASS (250 KC)	
APPROVED FOR SHIPPING		CODE 82679	SIZE C	DWG. NO. FX 276
CONTRACT NO.		SCALE	SHEET OF	

1	STR-2, SMR-2	A4020
QTY/UNIT	MODEL USED ON	ASSY. NO.

MAXIMUM ALLOWABLE TOLERANCES HAVE BEEN DETERMINED AND ANY DEVIATIONS WILL BE CAUSE FOR REJECTION.