STANDARD DRAWING

ELECTRICAL SPECIFICATIONS

1. TYPE: LOWER SIDEBAND
2. db MEASUREMENTS: ALL db MEASUREMENTS ARE RELATIVE TO MAX. SIGNAL RESPONSE IN PASSBAND.
3. CARRIER FREQ: SEE ATTEN. CHARACTERISTIC
4. CARRIER SUPPR: SEE ATTEN. CHARACTERISTIC
5. -3db POINTS: 250.300 ±50 cps, 244.000 ±300 CPS
6. -60db POINTS: 250.800 MAX, 237.000 MIN
   ALL RETURN LOBES AND SPURIOUS SHALL BE -60 db OR GREATER, OVER THE RANGE OF ±50KC FROM CARRIER FREQUENCY.
7. MAXIMUM PASSBAND RIPPLE: 2.5 db
8. INSERTION (LOSS OR GAIN): +8 db ±2db
9. INPUT IMPEDANCE: 300 OHMS (NOMINAL)
10. OUTPUT IMPEDANCE: NOT TO EXCEED 12.5K OHMS (INTERNALLY TERMINATED)
11. D.C. RESISTANCE ACROSS OUTPUT: NOT TO EXCEED 5K OHMS.
12. TEMP. RANGE: 0 TO 70°C

SEE TEST PROCEDURE

INSERTION (LOSS OR GAIN) $= \pm(V_0 - V_1)$ IN DB

A	REVISIONS						
	SYM	DESCRIPTION	DATE	E.M.N. NO.	DRAFT	CHKD	APPD
FX207	X	EXPERIMENTAL RELEASE	10-5-64	X	SRG		
	Ø	ORIGINAL RELEASE FOR PRODUCTION	10.15.64	Ø	WB		
	A	ADDED "OR BRUSHED NICKEL" TO FINISH	8/25/66	16712	CED		

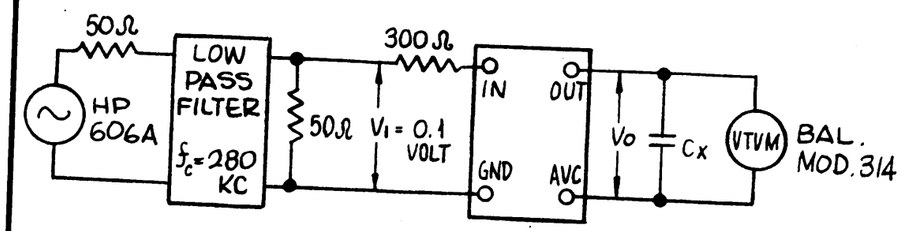

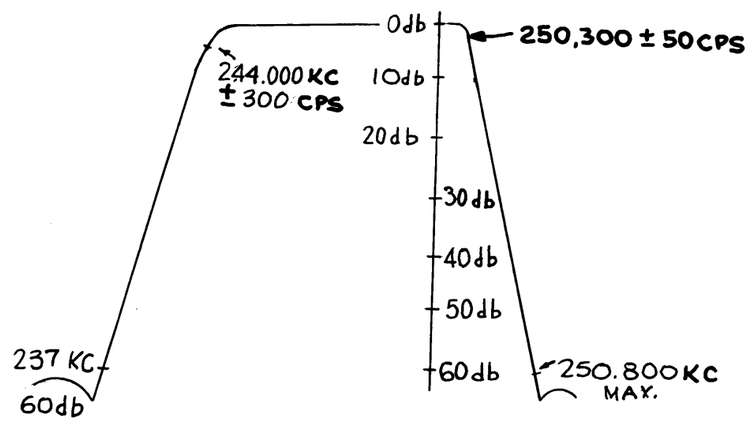

ATTENUATION CHARACTERISTIC

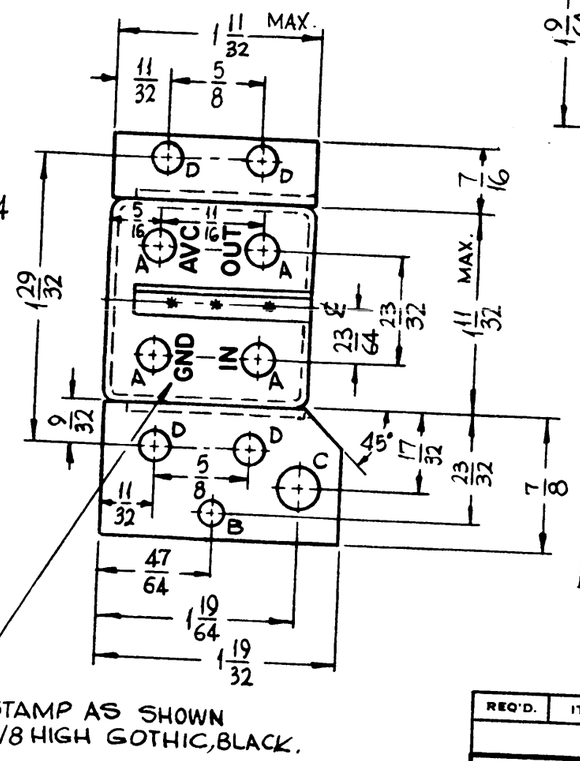

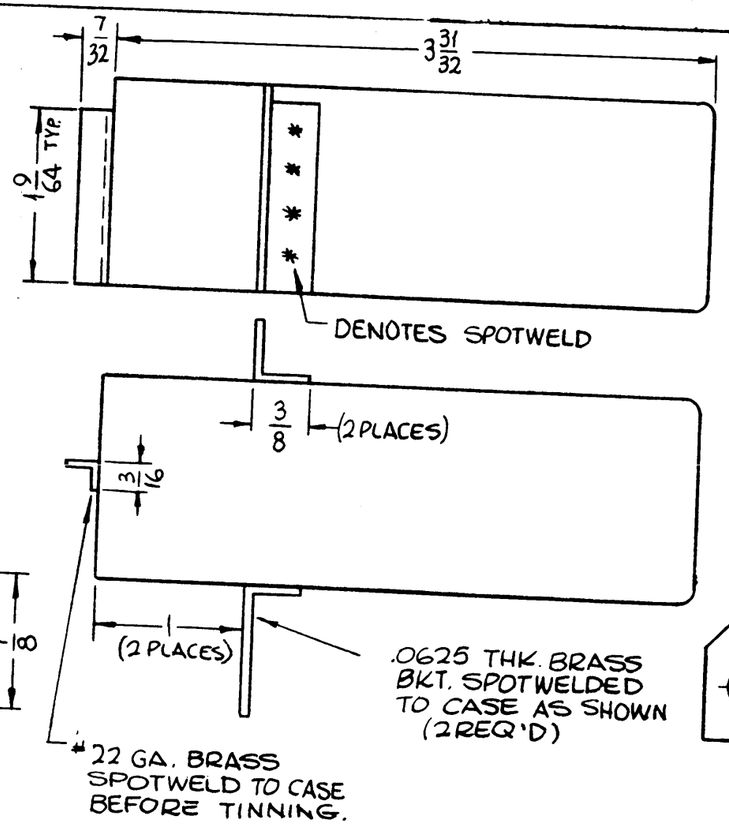

HOLE	DESCRIPTION	REQ
A	.209 DIA.	4
B	5/32 DIA.	1
C	9/32 DIA.	1
D	3/16 DIA.	4

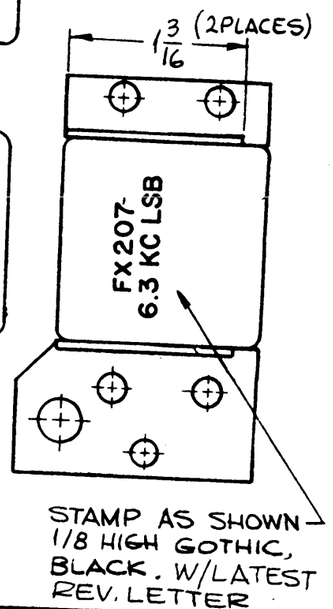

REQ'D.	ITEM	PART NUMBER	DESCRIPTION	SYMBOL

LIST OF MATERIAL

MATERIAL: BRASS

FINISH: HOT TIN DIP, SIIS TMC SMOOTH GRAY ENAMEL OR BRUSHED NICKEL SEE MOUNTING BRACKET NOTE

UNLESS OTHERWISE SPECIFIED DIMENSIONS ARE IN INCHES AND INCLUDE CHEMICALLY APPLIED OR PLATED FINISHES

TOLERANCES: DECIMALS .X ± .05, .XX ± .01, .XXX ± .005; FRACTIONS ± 1/64; ANGLES ± 0° 30'

THE TECHNICAL MATERIEL CORP.
MAMARONECK, NEW YORK

TITLE: FILTER BAND PASS 6.3 KC BW 250 KC LSB

DRAWN SRG	DATE 10-5-64	FINAL APPROVAL RJC	DATE
CHECKED Ø	DATE 10-8-64		
ELECT. DES.	DATE 10/15/64	FX 207	A
MECH. DES.	DATE	SHEET	REV. LTR.

FINISH; MTG. BRACKETS; DO NOT PAINT EDGES, TOP & BOTTOM SURFACES OF MTG. BRACKETS.

NOTES

STANDARD DRAWING

Q'TY./UNIT	MODEL USED ON	ASS'Y. NO.
	KIT-194	

SCALE	CODE	
1:1	C	5401-210

THE CONTENTS OF THIS DRAWING ARE THE EXCLUSIVE PROPERTY OF THE TECHNICAL MATERIEL CORP. ITS UNAUTHORIZED USE OR REPRODUCTION IN WHOLE OR IN PART IS STRICTLY FORBIDDEN.

TMC FORM 1 9

STANDARD DRAWING

REPROVEL NO. 440M