THE CONTENTS OF THIS DRAWING ARE THE EXCLUSIVE PROPERTY OF THE TECHNICAL MATERIEL CORP. ITS UNAUTHORIZED USE OR REPRODUCTION IN WHOLE OR IN PART IS STRICTLY FORBIDDEN.

STANDARD DWG.

FX-171 F

ELECTRICAL SPECIFICATIONS

1. TYPE: LOWER SIDEBAND.
2. db MEASUREMENTS: ALL db MEASUREMENTS ARE RELATIVE TO MAXIMUM SIGNAL RESPONSE IN PASSBAND.
3. CARRIER FREQUENCY: 250 KC.
4. CARRIER SUPPRESSION: -25 db OR GREATER.
5. -3 db POINTS: 249.825 KC OR GREATER, 243.9 KC +100CPS.
6. -60 db POINTS: 239 KC OR GREATER, 250.175 OR LESS. ALL RETURN LOBES AND SPURIOUS SHALL BE -60 db OR GREATER, OVER THE RANGE ±50 KC FROM CARRIER FREQUENCY.
7. MAXIMUM PASSBAND RIPPLE: 2 db.
8. INSERTION (LOSS OR GAIN): +14 db ±2 db.
9. INPUT IMPEDANCE: 300 OHMS (NOMINAL).
10. OUTPUT IMPEDANCE: NOT TO EXCEED 50K OHMS (INTERNALLY TERMINATED).
11. D.C. RESISTANCE ACROSS OUTPUT: NOT TO EXCEED 5K OHMS.
12. TEMPERATURE RANGE: 0° TO 70° C.

SEE TEST PROCEDURE S-764. INSERTION (LOSS OR GAIN) = $\pm(V_o - V_1)$ IN db.

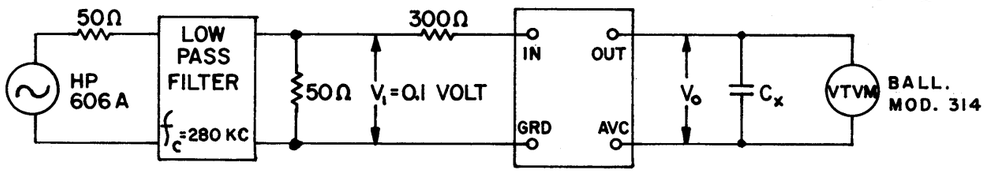

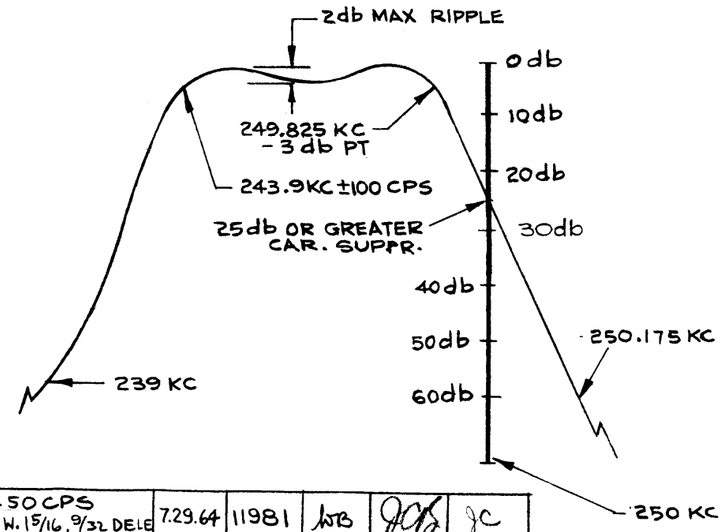

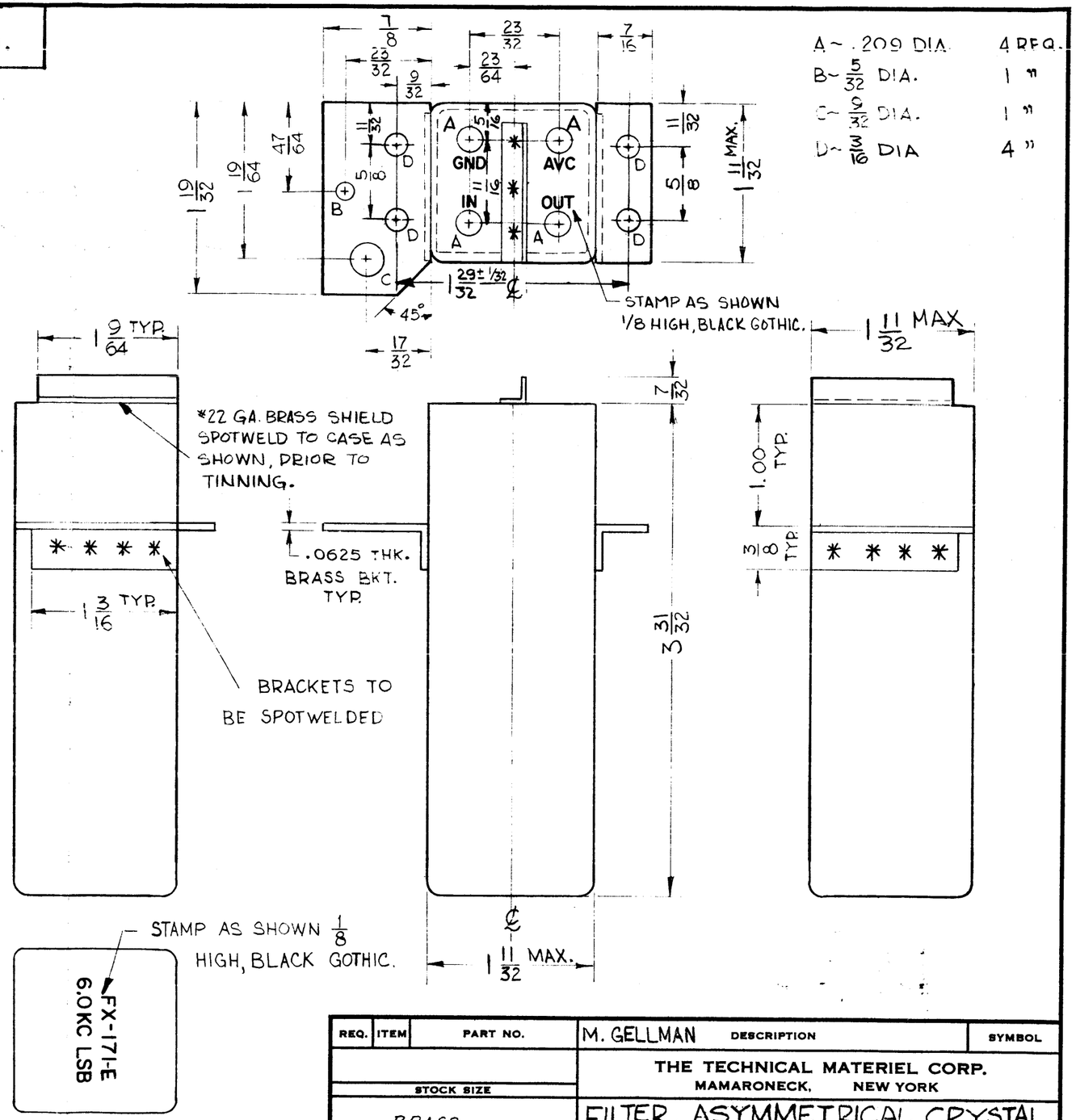

SYM	DESCRIPTION	DATE	CH. NO.	DRAFTS	CHECKER	ENG. APP.
F	ON ELEC. SPEC. #4 WAS ±50 CPS ON PICT. 1 29/32± ADD, 1 11/32 MAX W. 1 5/16, 9/32 DELE	7.29.64	11981	WB	JCB	JC
E	DIM 1 11/32 MAX WAS 1 5/16 REF D" HOLES WERE 1/8 x 3/16 SLOTS SPECS, TEST SCHEMATIC, PICTORIAL REVISED	6-28-63	9345	[illegible]	[illegible]	[illegible]

UNLESS OTHERWISE SPECIFIED:
DIMENSIONS ARE IN INCHES
TOLERANCES ON
FRACTIONS ± 1/64 DECIMALS ± .005 ANGLES ± 1/2°

SCALE: DO NOT SCALE (S401-95)

MAXIMUM ALLOWABLE TOLERANCES HAVE BEEN DETERMINED AND ANY DEVIATIONS WILL BE CAUSE FOR REJECTION. REMOVE ALL BURRS AND SHARP EDGES

REQ. PER UNIT	MODEL	SECTION	ASS'Y. NO.	DATE
1	HFI-1			9-9-61

USED ON

REQ.	ITEM	PART NO.	DESCRIPTION	SYMBOL
			M. GELLMAN	

STOCK SIZE: BRASS

MATERIAL: HOT TIN DIP

TYPE & TEMPER | HEAT TREAT. SPEC.

S115 TMC SMOOTH GREY ENAMEL

FINISH & SPEC. NO.

THE TECHNICAL MATERIEL CORP.
MAMARONECK, NEW YORK

FILTER, ASYMMETRICAL CRYSTAL
6 KC LOWER SIDEBAND

DRAWN | CHECKER | FINAL APPROVAL

ELEC. DES. APP. | MECH. DES. APP.

FX-171 F

TMC FORM NO. 109

DEFIANCE NO. 1020