

ISSUE	ITEM	CHANGED FROM	DATE	CH. NO.	DRAFTS	CHECKER	ENG. APP.	REQ.	ITEM	PART NO.	DESCRIPTION	SYMBOL
X		ENG RELEASE	9 MAY 72		LB	LB	<i>[Signature]</i>					

SNELGROVE F 8000-2U/FX10039-1 UPPER SIDEBAND FILTER
 SNELGROVE F 8000-2L/FX10039-2 LOWER SIDEBAND FILTER

MODEL	PROJECT NO.	ASSY. NO.	DATE
		A11022	9 MAY 72

USED ON


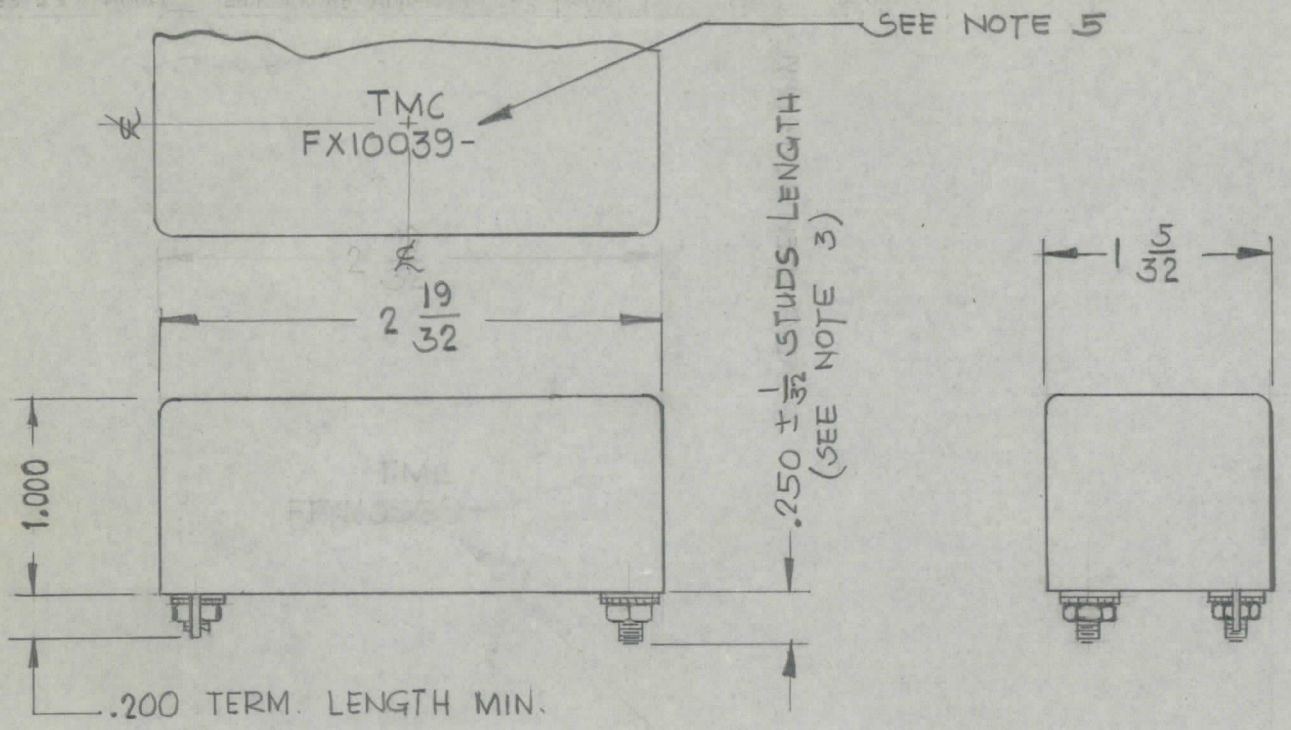
MAXIMUM ALLOWABLE TOLERANCES HAVE BEEN DETERMINED AND DEVIATIONS WILL BE CAUSE FOR REJECTION REMOVE ALL BURRS AND SHARP EDGES	IF IT IS FOUND DESIRABLE TO CHANGE ANY TOLERANCE OR OTHER DETAIL SPECIFIED ON THIS DRAWING NOTIFY THE PURCHASER PROMPTLY.
TOLERANCES DEC DIM. \pm .01 FRAC. DIM. \pm $\frac{1}{64}$ ANGULAR DIM. \pm 0° 30'	SCALE DIMENSIONS IN INCHES UNLESS OTHERWISE SPECIFIED DRILL: PUNCH, COMMERCIAL STOCK SIZES AND MANUFACTURERS TOLERANCES ARE NOT INCLUDED.

TMC (Canada) LIMITED OTTAWA ONTARIO	
FILTER	
MATERIAL TYPE & TEMPER HEAT TREAT. SPEC FINISH & SPEC. NO.	STOCK SIZE WEIGHT PER PC
DRAWN A. Proctor	CHECKED <i>[Signature]</i>
ELEC. DES. APP. MECH. DES. APP.	FINAL APPROVAL FX10039

IF IT IS FOUND DESIRABLE TO CHANGE ANY TOLERANCE OR OTHER DETAIL SPECIFIED ON THIS DRAWING NOTIFY THE PURCHASER PROMPTLY.		DIMENSIONS IN INCHES UNLESS OTHERWISE SPECIFIED					
MAXIMUM ALLOWABLE TOLERANCES HAVE BEEN DETERMINED AND DEVIATIONS WILL BE CAUSE FOR REJECTION REMOVE ALL BURRS AND SHARP EDGES							
ISSUE	ITEM	CHANGED FROM	DATE	CN NO	DRAFTS	CHECKER	ENG. APP.
Ø		PROD RELEASE	16 JUNE 73		JJM	SOW	SOW

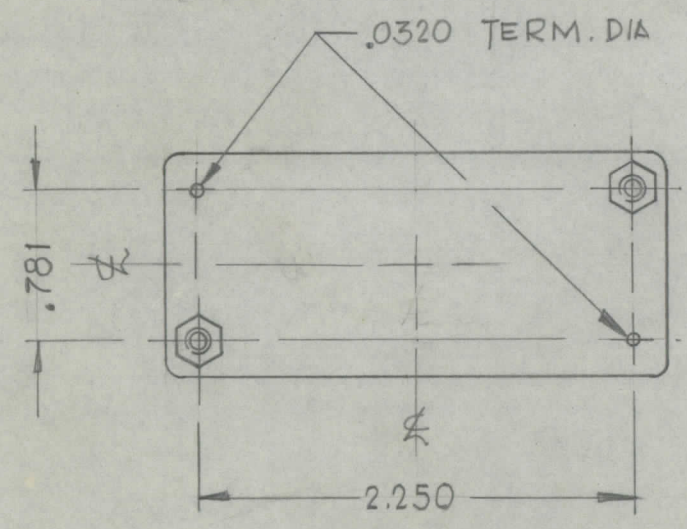
REQ	ITEM	PART NO.	DESCRIPTION	SYMBOL
-----	------	----------	-------------	--------

FX10039-Ø



FILTER SPECIFICATIONS:

Z_{IN} : Z_{OUT} = 50 Ω
 FREQUENCY : 8.000 MHz
 INSERTION LOSS : 3 db MAX
 PASSBAND RIPPLE : 2 db
 CARRIER SUPPRESSION : 15 db
 TEMPERATURE RANGE : 0° TO 70° C



TMC PT. NO.

FX10039-1 LOWER SIDEBAND
 FX10039-2 UPPER SIDEBAND

NOTES:

1. FILTER COULD BE PURCHASED FROM G.R. SNELGROVE CO. LTD.
2. DIMENSIONS GIVEN ARE MAX. EXCEPT NOTED.
3. STUDS TO BE EQUIPPED WITH FLAT WASHERS, LOCKWASHERS & HEX NUTS.
4. INPUT & OUTPUT TERMINALS ARE REVERSIBLE.
5. RUBBER STAMP TMC PART NO. AS REQ'D WITH LATEST REVISION LETTER.

NOTES CONT. -

6. FX10039-1 IS LOWER SIDEBAND AT OUTPUT OF EXCITER, THE FILTER IS ACTUALLY USB.
7. FX10039-2 IS UPPER SIDEBAND AT OUTPUT OF EXCITER, THE FILTER IS ACTUALLY LSB.

STOCK SIZE		TMC (Canada) LIMITED OTTAWA ONTARIO	
SEE NOTE 1		FILTER	
MATERIAL	WEIGHT PER PC	JJM	SOW
TYPE & TEMPER		DRAWN	ELEC DES. APP.
HEAT TREAT SPEC		S.WITTEN FINAL APPROVAL	
FINISH & SPEC. NO.		FX10039-Ø	

TOLERANCES UNLESS OTHERWISE SPECIFIED		SCALE: 1:1
ALL OTHERS	DEC DIM. = 1/64 FRAC. DIM. = 1/64 ANGULAR DIM. = 0°30'	DRILL, PUNCH, COMMERCIAL STOCK SIZES AND MANUFACTURERS TOLERANCES ARE NOT INCLUDED

REX-1	130/71	A11105-5	15 JUNE 73
MODEL	PROJECT NO	ASSY NO.	DATE
USED ON			